



**HENRIKSEN**

REDUCING OPERATIONAL RISK



# NEW!



## NEW SYNCHRONIZED MULTI HOOK LIFTING SYSTEM

The new HHSR Multi (HHSRM) Lifting Hook system uses three / four HHSR electrical lifting hooks for a more stable and secure lifting operation. The system can be used to lift vessels up to 48,000 kg, making it ideal for an even greater variety of applications. The HHSRM system is just as easy to use and operate, making a great choice for heavy lifting applications.

HHSRM maintains crucial safety features such as hook synchronization. Which ensures all hooks are off-load before any one of the hooks are allowed to open before the others.

This system builds upon our extensive experience from lifting heavy vessels with our mechanical and electrical twin hook systems, which have operated fault free for years.



## TABLE OF CONTENTS

**HOOKS**  
 SAFETY QUICK RELEASE HOOKS
**Introduction**

|  |   |
|--|---|
| About Henriksen and Henriksen Hooks.....   | 4 |
| Certification, Approval and Training ..... | 5 |
| Exchange and Recertification Programs..... | 6 |
| Safe Launch Procedure .....                | 7 |
| Glossary .....                             | 8 |

**Boat-mounted Lifting Hooks**

|   |    |
|---|----|
| Manual Off-load Hooks with Geared Handle - HMKG ..... | 10 |
| Manual Off-load Hooks Original - HMKST.....           | 12 |
| Manual Off-load Hooks Small - HRH.....                | 14 |
| Manual Off-load Hooks Compact - HHSM.....             | 16 |
| Remote Release Hooks Electrical - HHSR .....          | 18 |
| Electric Control Panel - ELP.....                     | 20 |
| Remote Release Hooks Manual - HMKR.....               | 22 |
| Norsok Compliant Hooks - NORHMK .....                 | 30 |
| Twin Hook Systems - HMKTW*.....                       | 36 |
| Multi Hook Systems - HHSRM .....                      | 37 |

**Crane-mounted Lifting Hooks**

|                           |    |
|---------------------------|----|
| Crane Hooks - HCH(T)..... | 40 |
| Liferaft Hooks - HLH..... | 42 |

**Bow-mounted Hooks**

|  |    |
|--|----|
| Painter Hooks - HPH.....               | 44 |
| Capture Claw Painter Hooks - HPHA..... | 48 |
| Hitch Hook - HHH .....                 | 50 |

**Stern-mounted Hooks**

|                         |    |
|-------------------------|----|
| Towing Hooks - HTH..... | 52 |
|-------------------------|----|

**Safety Systems**

|  |    |
|--|----|
| Integrated Henriksen System - IHS.....       | 54 |
| Henriksen Radio Controlled System - HRS..... | 56 |
| Electrical Adapter - ELA .....               | 57 |
| Awarelight.....                              | 58 |

**Accessories**

|                          |    |
|--------------------------|----|
| Adapter Plates.....      | 59 |
| Lifting Rings - HLR..... | 60 |
| Painter Rings - HPR..... | 61 |
| Swivel Joints - HSL..... | 62 |
| Protection Handle.....   | 63 |
| Bolt set.....            | 64 |
| Shims.....               | 65 |
| Remote Cables .....      | 66 |



# INTRODUCTION

**HOOKS**  
SAFETY QUICK RELEASE HOOKS

## About Henriksen

H. Henriksen AS is a technology company with a long and proud history within the maritime and the offshore sector. The company has a strong position within safe MOB boat lifting operations, Launch & Recovery systems for offshore vessels, Oil Spill Recovery systems and Entering and Boarding Systems for both maritime and urban environments.

**HOOKS**  
SAFETY QUICK RELEASE HOOKS**MUS**  
MARITIME UNMANNED SYSTEMS**REBS**  
RAPID ENTERING & BOARDING SYSTEMS**SEA RESQ**  
MARITIME EMERGENCY SOLUTIONS

Henriksen was founded in 1856 based on the maritime industry, and is located in South-East Norway, by the Oslofjord.

**Henriksen has a brand vision that is rooted in over 160 years of experience. Our vision has been shaped by our founding fathers and many generations of forefathers. Their first hand experience and challenges has over time proven the true overreaching vision for Henriksen to always look forward with the intent of creating safer operational conditions. We are committed to create safer operational conditions world wide. The Henriksen slogan is “Reducing Operational Risk”.**

## Henriksen Hooks

“Henriksen HOOKS” is the leading standard amongst professionals in the maritime and offshore segment. The first off-load hook was made by Henriksen as early as 1978. Henriksen Hooks increase safety and efficiency when MOB boats are launched and recovered on ships and offshore installations. The operational safety, simplicity and working reliability of the Henriksen Hooks is very important for our customers and users. We provide an established and operational exchange and re-certification program for our users. The brand vision is passed on down to the Hooks segment with the slogan: “A safe lifting operation”.





# CERTIFICATION, APPROVAL AND TRAINING

**HOOKS**  
SAFETY QUICK RELEASE HOOKS

The Henriksen Hooks are particularly safe and effective in boat lifting operations. The hook itself is mounted on the boat and features a “click-in-place” connection, making launch and recovery much safer and easier than with a sling. The lifting ring that clicks in place in the hook weighs only 2 - 6 kg and is therefore easy to catch and handle. The lifting ring also features a double handed grip which makes it safe and easy to place into the hook.

The capacity of our hooks range from SWL 1 500 kg to SWL 22 500 kg. We do also offer larger hooks, but not from our standard inventory. We often provide our customers with comprehensive systems, based on the Henriksen Hooks. Many of our professional users also require extra surrounding equipment in order to implement the systems on their vessels. We have considerable experience with these kind of challenges.

## Certification and Technical Approval

Lifting equipment for manned vessels such as FRCs, RIBs, military vessels and MOB boats is subject to strict regulations. All our single point lifting hooks receive the wheel mark after receiving the proper technical approval. The wheel mark signifies that we prove every hook we manufacture according to procedures and standards that have been approved by Det Norske Veritas (DNV-GL). Additionally, DNV-GL witnesses as we carry out the qualification test (destructive). When the test regime and calculations have been approved and accepted, we are issued a certificate from DNV-GL that gives us the right to sell the products with a wheel mark. Every lifting hook we produce is tested to 2,5 times SWL and undergo a thorough qualification test regime prior to delivery.



## H. Henriksen Training Maintenance & Service System (HTMSS)

The Henriksen Hooks are designed to withstand heavy duty work on ships and boats all over the world. Design, Training and Maintenance are key elements, that all has to work well together to ensure safe operations. The laws and regulations regarding lifting devices requires a conscious user and owner of the systems.

### User Training

The users should have regular training with the system. This should be regulated in the training plans for the ship or boat. Training is important to prevent accidents.

### Annual Inspection

Yearly, the hook and hook system must be inspected by a trained inspector. H. Henriksen offers online training, the course last for 2 hours. The scope is to learn the system and to be able to do a qualified inspection of the hook. There shall be a service record on board to document the yearly inspection (whom and when and any findings).

### Disclaimer

Although great efforts have been made in order to produce accurate and correct information in this catalog, there is always a possibility that an error has occurred. Designs and dimensions of the products listed in this catalog were correct at the date of publication but are however subject to change without notice. Please ask for our confirmation in cases where accuracy is critical. Typographical and pictorial errors that are brought to our attention will be corrected in subsequent issues.



# EXCHANGE AND RECERTIFICATION

**HOOKS**  
 SAFETY QUICK RELEASE HOOKS

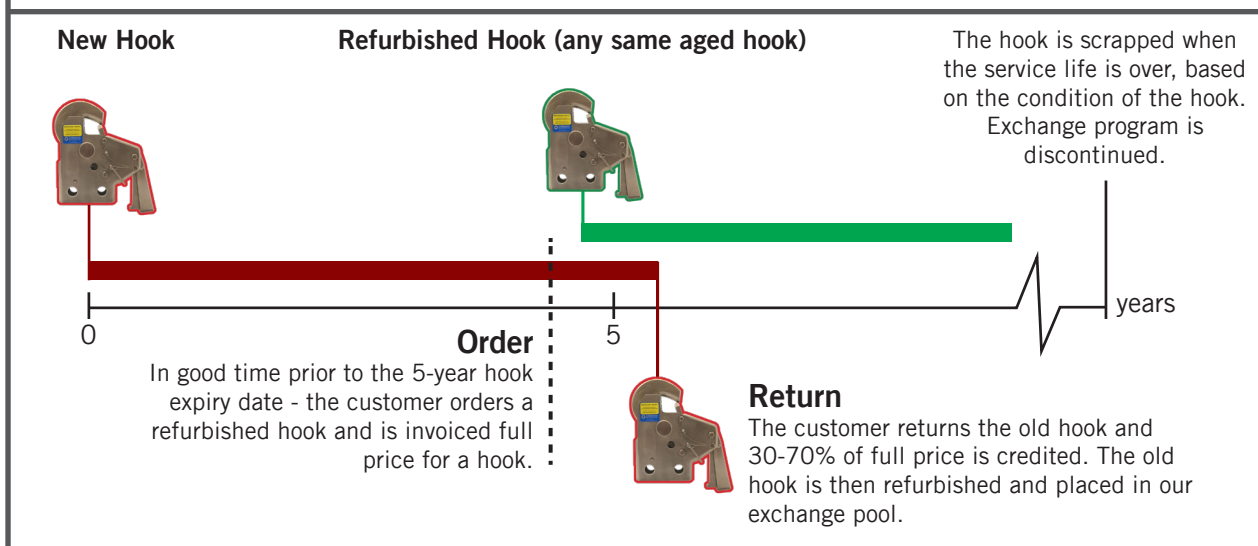
## Exchange and Recertification

A hook (and if applicable, the swivel joint) shall have major service after 5 years. Each hook is delivered with a certificate stating the expiry date. Recertification is a program where the customer sends the hook to us for rehabilitation and re-testing. During service the complete system will be dismantled and the main bolt will be changed together with any parts that have significant wear & tear. Finally the system/hook is tested just as if it was new (including the 2,5 x SWL test). The hook/systems we send back will normally appear as brand new. A recertification is usually completed within a couple of weeks, and the serviced hook will be ready for 5 more years of heavy service.

## H. Henriksen Exchange Program

Most customers use the Henriksen exchange program. That means they require a refurbished hook when the expiry date is closing in. H. Henriksen will then send (and invoice at full price) a refurbished hook that has approx. the same age as the hook that need service. The customer exchanges the hook when possible, and then return the expired hook to H. Henriksen. H. Henriksen will then credit 30 - 70% full price of a hook, depending on hook model.

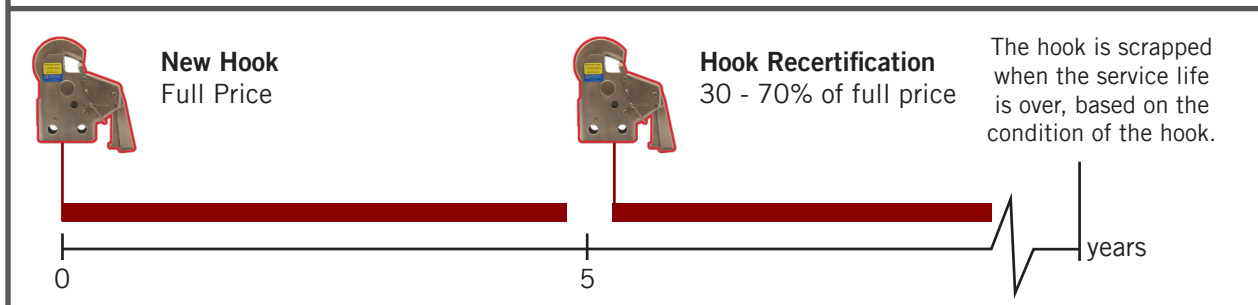
### H. Henriksen Exchange program - Overlap with no downtime



## H. Henriksen Recertification Program

Other customers have the possibility to send the hook to H. Henriksen and wait until the same hook is returned. This is called the H. Henriksen recertification program. The same will happen during the service but H. Henriksen normally will need 2 - 3 days in the workshop plus transport, meaning the boat will be without it's hook for a period. The cost of the service is 30 - 70% of full price of a hook, depending on hook model.

### H. Henriksen Recertification Program - No overlap causes downtime





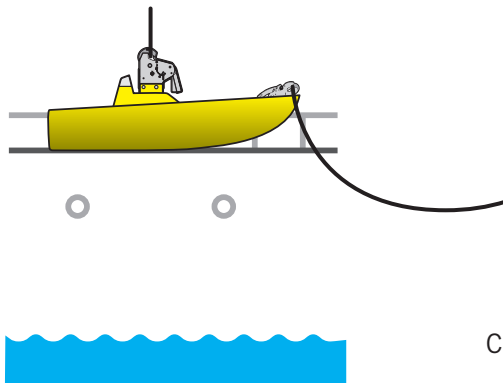
## SAFE LAUNCH PROCEDURE

**HOOKS**  
SAFETY QUICK RELEASE HOOKS

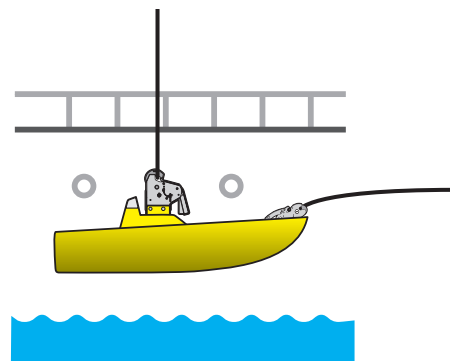
### SAFE LAUNCH PROCEDURE WITH SINGLE POINT HOOK AND PAINTER HOOK

By placing a Henriksen Painter Hook in the bow of a boat and connecting it to a tow line, you are ensuring that the boat is kept in the correct direction and position during both launch and recovery. The Integrated Henriksen System ensures that the safe procedure as shown below is followed, by eliminating the risk of releasing the painter hook before the main hook.

#### 1. Before launch

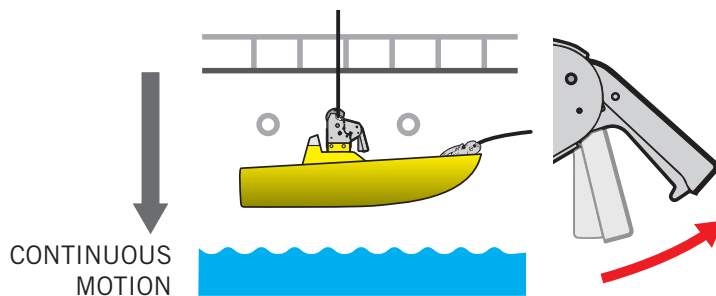


#### 2. Lowering



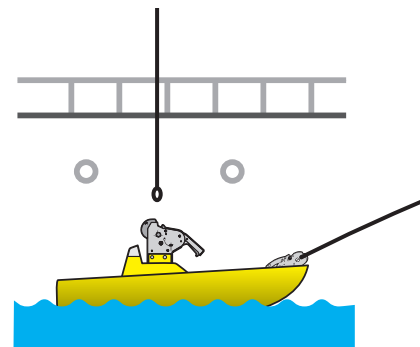
CONTINUOUS MOTION

#### 3. Activate hook release when the boat is clear of all objects and closing in on the water

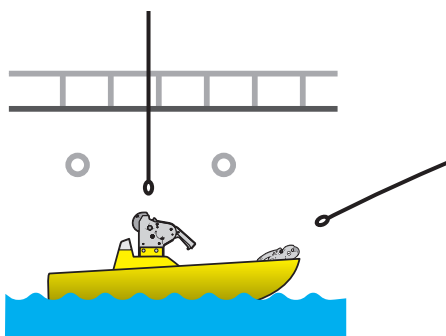


CONTINUOUS MOTION

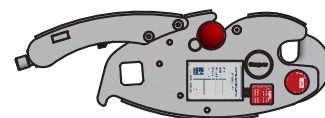
#### 4. Hook opens automatically when the boat hits the water



#### 5. Release painter when the crew is ready



We recommend using  
Henriksen Painter Hooks





## OFF-LOAD HOOKS

Most Henriksen Hooks are off-load hooks, this means that the hook cannot release the boat until the boat hits the water. This means that you avoid dangerous and unintentional hook releases which causes the boat with crew members to drop from large heights. This is a very dangerous event and does unfortunately happen all too often with on-load hooks. It is the geometry of the off-load hook itself that eliminates this possibility, as the hook is unable to release until the load has been off-loaded, hence the term off-load hook. Below is a illustrated explanation.

### Hook Closed

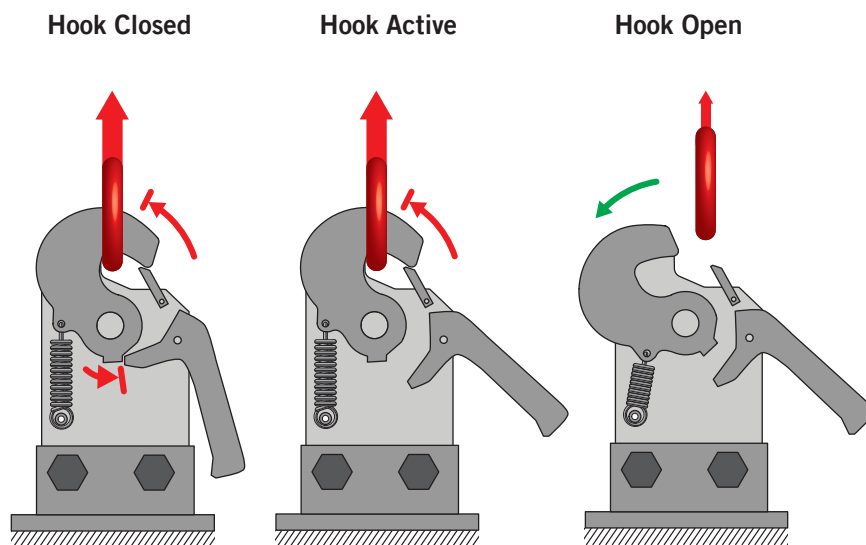
When the hook is in the closed state, a manual latch prevents the hook element from rotating, while a spring loaded pawl keeps the lifting ring securely fastened inside the hook.

### Hook Activated

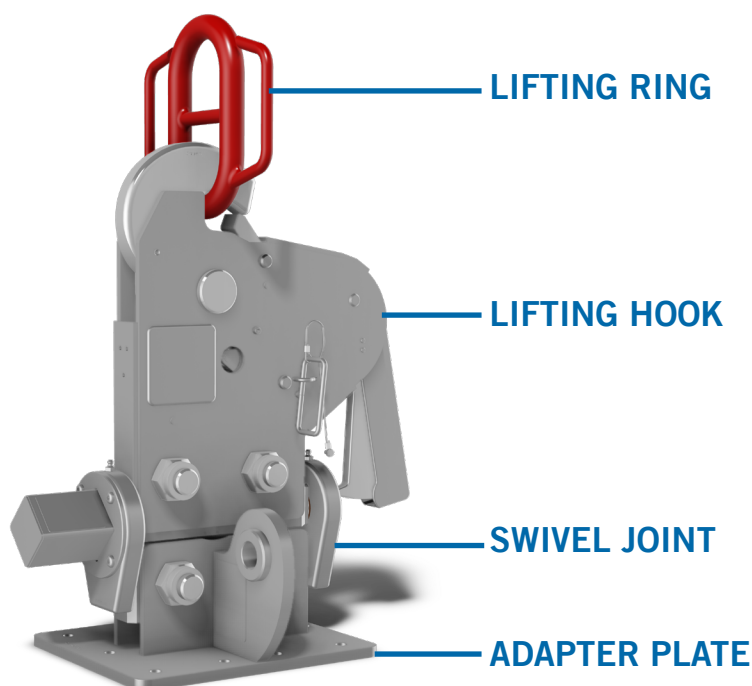
When the hook is activated, the locking latch is removed and the hook is in the off-load state. When an off-load hook is subject to a load as shown, the hook is unable to rotate and release the lifting ring. This is due to its inherently stable geometry and we therefore say that it is locked by its load. This is what makes our off-load hooks so safe.

### Opens Automatically

When the internal release mechanism has been activated and the load applied through the lifting ring to the hook approaches zero, the hook element is able to rotate and release the lifting ring. This means that the hook opens automatically when the boat hits the water but only if the hook has been activated.



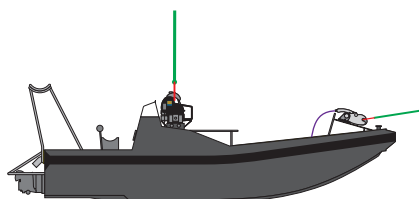
## PART OVERVIEW



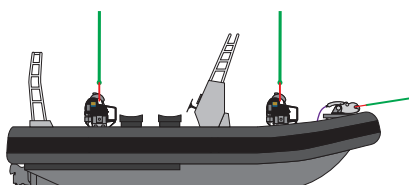


## LIFT TYPES

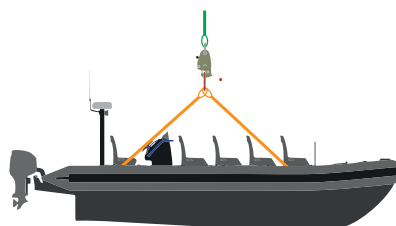
SINGLE POINT



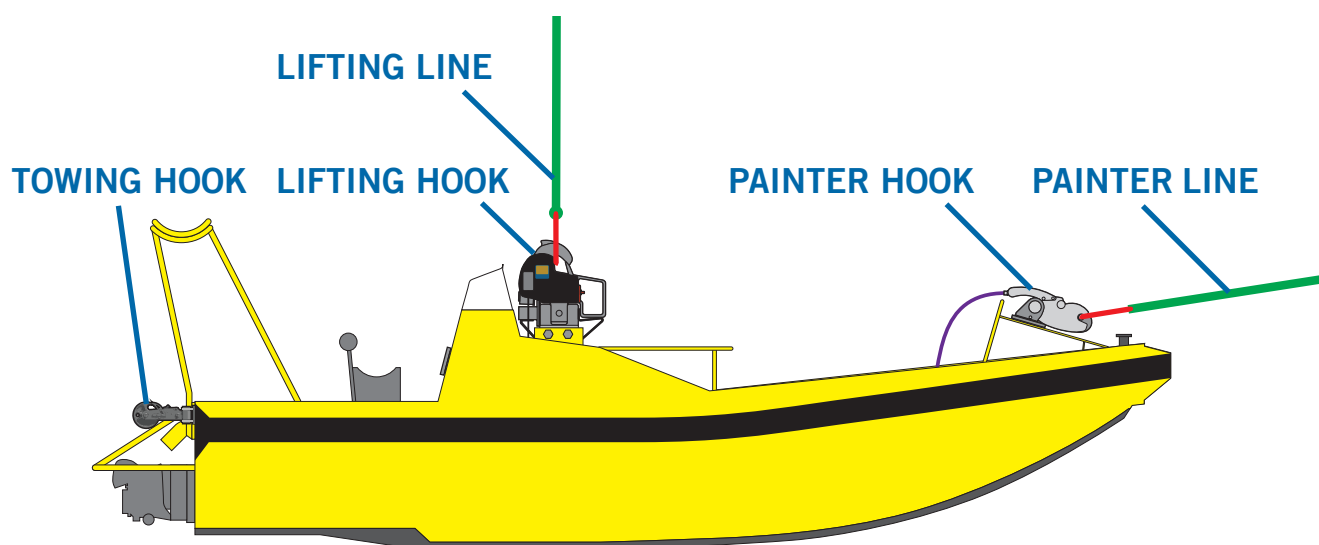
TWIN POINT



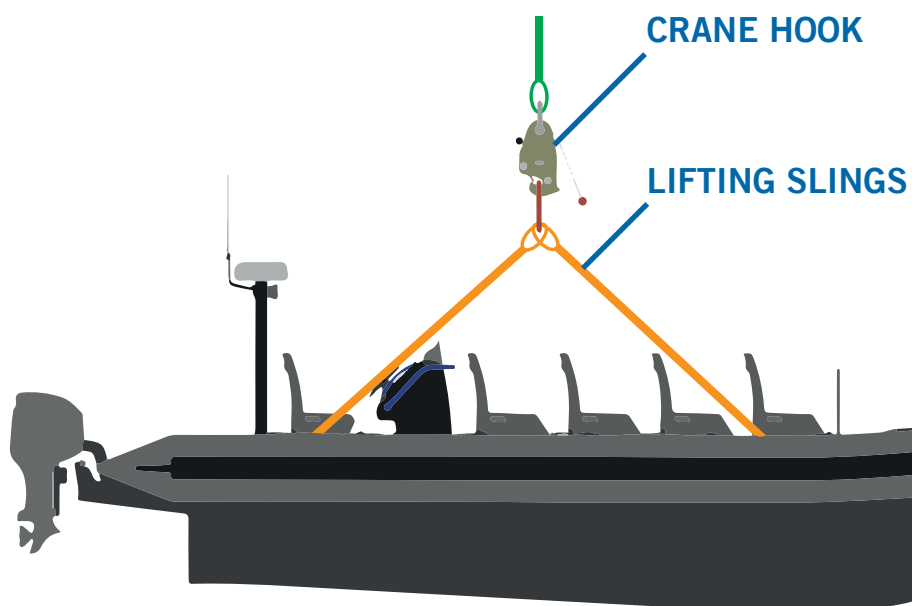
SLINGS (4-POINT)



## SINGLE POINT LIFT



## SLINGS (4-POINT) LIFT





# MANUAL OFF-LOAD HOOKS - SAFER HANDLE

**HOOKS**  
 SAFETY QUICK RELEASE HOOKS


## HMKG 3,5 / 5 / 8 / 12 / 15 HMKGD 3,5 (DUPLEX)

Our safest manual release off-load Hooks.  
For fast rescue crafts and other types of boats  
with a single point lifting arrangement.

| HOOK            | HMKG |
|-----------------|------|
| RING            | HLR  |
| SWIVEL<br>JOINT | HSL  |

### SAFER HANDLE

The HMKG hook type is an evolved version of the original Henriksen HMKST standard hook and displays demonstrable advantages in numerous cases. The improvements are made based on our users input and our extensive experience. The HMKG hooks have a downwards facing handle that eliminates the possibility of the lifting ring catching on the handle (when the hook is mounted properly). The hooks also feature a large lifting ring skid zone which makes inserting the lifting ring much easier. The HMKG hook type is safer and easier to use, and at the same time less exposed to accidental damages and following downtime.



### OPERATION OF AN OFF-LOAD HOOK

#### Launch

1. When the boat is being lowered down and is close to the water level, remove the safety pin and release the hook handle.
2. When the boat is waterborne, the hook automatically releases the lifting ring.


#### Recovery

1. Prepare the hook for recovery by lifting the handle and inserting the safety pin.
2. Grab the lifting ring and connect it by pushing it into the hook.



### LIFTING RINGS

We supply Henriksen original lifting rings for all HMK hooks. They are safe and easy to operate with handles that provide a good grip. We strongly recommend the use of our Henriksen lifting rings with our Henriksen hooks as these have geometry that is designed to fit together.



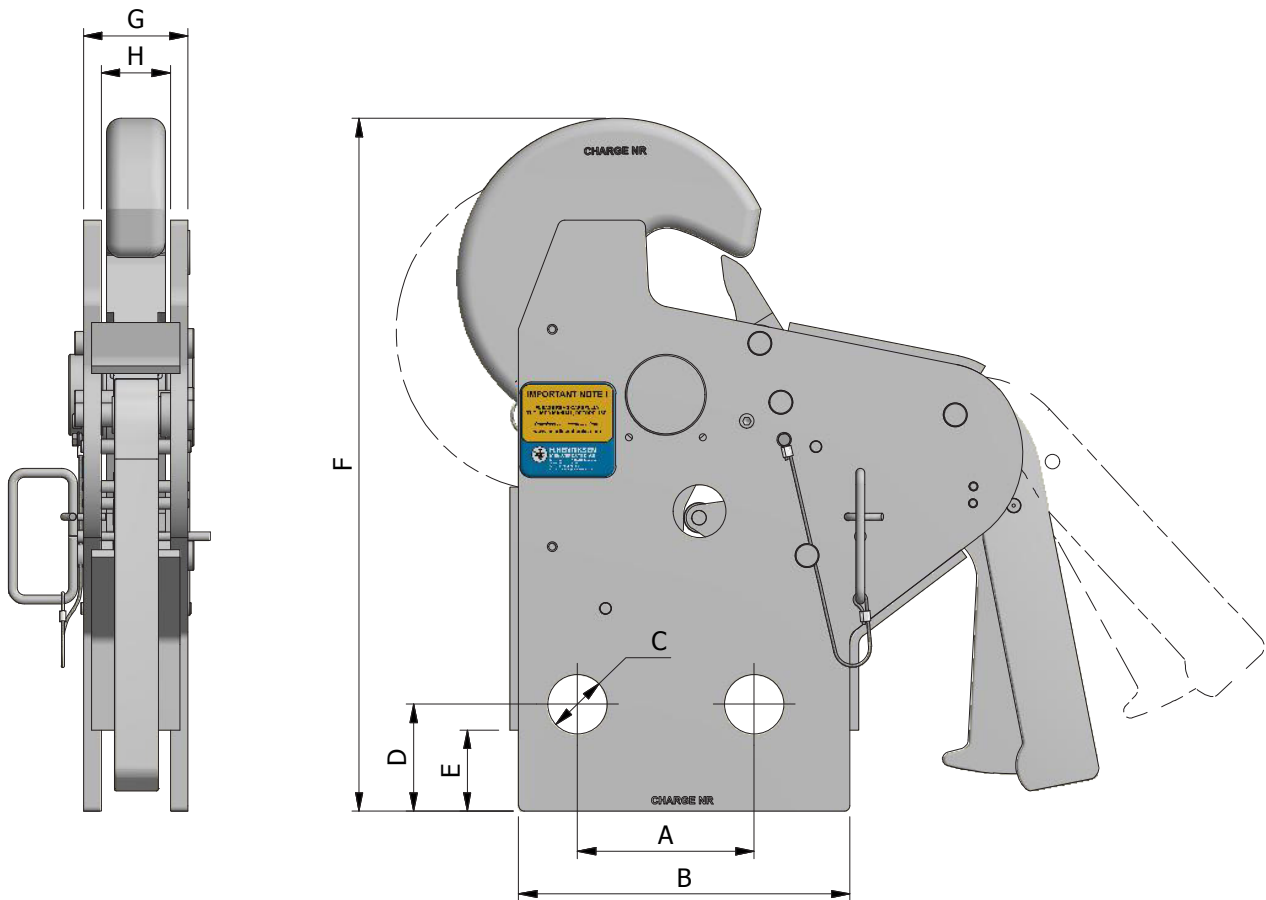
### SWIVEL JOINTS

A Swivel joint is mounted between the hook and the lifting frame in order to reduce sideway forces. We recommend installing swivel joints on boats which are frequently used and/or boats that will be launched and recovered in rough sea.

### INTEGRATED HENRIKSEN SYSTEM

All Henriksen HMKG hooks can be used in combination with an Integrated Henriksen System (IHS) and a painter hook. We recommend using an IHS system anywhere applicable as it removes the possibility of major operator errors and thereby significantly reduces operational risk.

- All materials used in the Henriksen Hooks are high quality and suitable for marine environment (saltwater proof). The HMKG hooks are made of stainless steel and duplex steel.
- All hooks are delivered in a practical wooden box.



| PART NO. | HOOK      | SWL       | A   | B   | C     | D  | E  | F   | G  | H  | WEIGHT  |
|----------|-----------|-----------|-----|-----|-------|----|----|-----|----|----|---------|
| HH003050 | HMKG 3,5  | 3 500 kg  | 100 | 180 | Ø24,5 | 49 | 40 | 352 | 40 | 30 | 11,7 kg |
| HH003879 | HMKGD 3,5 | 3 500 kg  | 80  | 150 | Ø24,2 | 40 | 37 | 296 | 39 | 29 | 7,5 kg  |
| HH006180 | HMKG 5    | 5 000 kg  | 120 | 225 | Ø30,5 | 60 | 50 | 439 | 47 | 35 | 22,1 kg |
| HH006192 | HMKG 8    | 8 000 kg  | 120 | 225 | Ø30,5 | 60 | 50 | 439 | 51 | 35 | 25,2 kg |
| HH000048 | HMKG 12   | 12 000 kg | 100 | 180 | Ø30,5 | 40 | 0  | 350 | 80 | 50 | 33,5 kg |
| HH000050 | HMKG 15   | 15 000 kg | 120 | 225 | Ø40,5 | 73 | 55 | 470 | 71 | 47 | 35,4 kg |

|                      |   |
|----------------------|---|
| Materials            | High quality stainless steel  |
| Warranty             | 5 years (When the re-certification and annual inspection is followed)   |
| Documentation        | Certificates, Installation-, Operation-, and Maintenance Manual   |
| Packaging            | Wooden case   |
| Optional Accessories | <ul style="list-style-type: none"> <li>Certified bolts and nuts</li> <li>Henriksen Swivel Joint</li> <li>Henriksen Lifting Ring</li> <li>Integrated Henriksen System (IHS)</li> </ul> |



The HOOKS on this page are all tested and delivered with European Community "MED" CERTIFICATES approved by Det Norske Veritas. Test certificates are based upon IMO / SOLAS.

For more information please visit: [www.henriksen.com](http://www.henriksen.com)



H. Henriksen AS  
Træleborgveien 15  
3112 Tønsberg  
Phone: 333 78 400  
Mail: [hooks@henriksen.com](mailto:hooks@henriksen.com)



# MANUAL OFF-LOAD HOOKS - ORIGINAL

**HOOKS**  
SAFETY QUICK RELEASE HOOKS



## HMKST 3,5 / 5 / 8 / 15

For fast rescue crafts and other types of boats with a single point lifting arrangement.

| HOOK         | HMKST |
|--------------|-------|
| RING         | HLR   |
| SWIVEL JOINT | HSL   |

### ORIGINAL

The HMKST hooks are the original Henriksen developed quick release, off-load lifting hooks. For decades this product has proven to be the most reliable, best and safest launch and recovery lifting hook on the maritime market, and still continues to live up to its reputation. Available as an accessory is the HMKST release handle protection bar. This gives the handle additional protection as well as a hand rail for the operator to hold on to during operations in rough conditions.



### OPERATION OF A HENRIKSEN OFF-LOAD HOOK

#### Launch

1. When the boat is being lowered down and is close to the water level, remove the safety pin and release the hook handle.
2. When the boat is waterborne, the hook automatically releases the lifting ring.


#### Recovery

1. Prepare the hook for recovery by lifting the handle and inserting the safety pin.
2. Grab the lifting ring and connect it by pushing it into the hook.



### LIFTING RINGS

We supply Henriksen original lifting rings for all HMK hooks. They are safe and easy to operate with handles that provide a good grip. We strongly recommend the use of our Henriksen lifting rings with our Henriksen hooks as these have geometry that is designed to fit together.



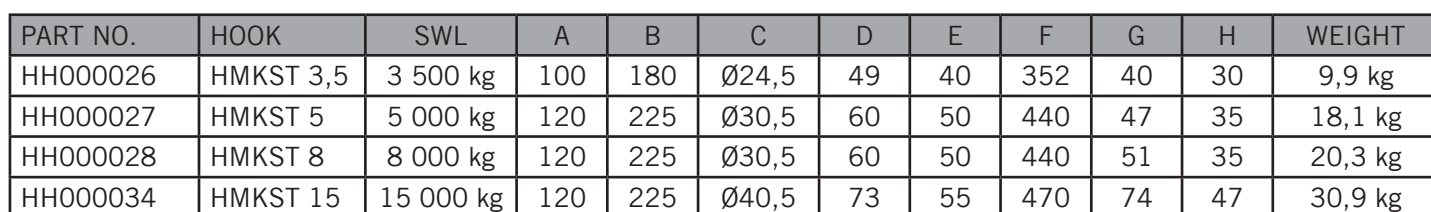
### SWIVEL JOINTS

A Swivel joint is mounted between the hook and the lifting frame in order to reduce sideways forces. We recommend installing swivel joints on boats which are frequently used and/or boats that will be launched and recovered in rough sea.

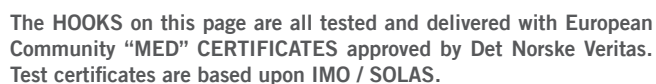
### INTEGRATED HENRIKSEN SYSTEM

All Henriksen HMKST hooks can be used in combination with an Integrated Henriksen System (IHS) and a painter hook. We recommend using an IHS system anywhere applicable as it removes the possibility of major operator errors and thereby significantly reduces operational risk.

- All materials used in the Henriksen Hooks are high quality and suitable for marine environment (saltwater proof). The HMKST hooks are made of stainless steel and duplex steel.
- All Hooks are delivered in a practical wooden box.



|                      |  |
|----------------------|--|
| Materials            | High quality stainless steel   |
| Warranty             | 5 years (When the re-certification and annual inspection is followed)  |
| Documentation        | Certificates, Installation-, Operation-, and Maintenance Manual  |
| Packaging            | Wooden case  |
| Optional Accessories | <ul style="list-style-type: none"> <li>• Certified bolts and nuts</li> <li>• Henriksen Swivel Joint</li> <li>• Henriksen Lifting Ring</li> <li>• Protection Handle</li> <li>• Integrated Henriksen System (IHS)</li> </ul> |



# HENRIKSEN

**H. Henriksen AS**  
Træleborgveien 15  
3112 Tønsberg  
Phone: 333 78 400  
Mail: [hooks@hhenriksen.com](mailto:hooks@hhenriksen.com)



## MANUAL OFF-LOAD HOOKS - SMALL

**HOOKS**  
SAFETY QUICK RELEASE HOOKS**HRH 1,5**

Off-load Lifting hook for Fast Rescue Crafts and other type of boats with single point lifting arrangement.

HOOK      HRH**SMALL BOAT HOOK**


The HRH 1,5 hook is the smallest quick release, off-load lifting hook. For decades this product has proven to be the most reliable, best and safest launch and recovery lifting hook on the maritime market, and still continues to live up to its reputation.

**OPERATION OF A HENRIKSEN OFF-LOAD HOOK****Launch**

1. When the boat is close to the water surface, pull the ball at the end of the activation wire. Make sure that the reset knob moves to open (activated) position.
2. When the boat is waterborne, the hook automatically releases the lifting ring.

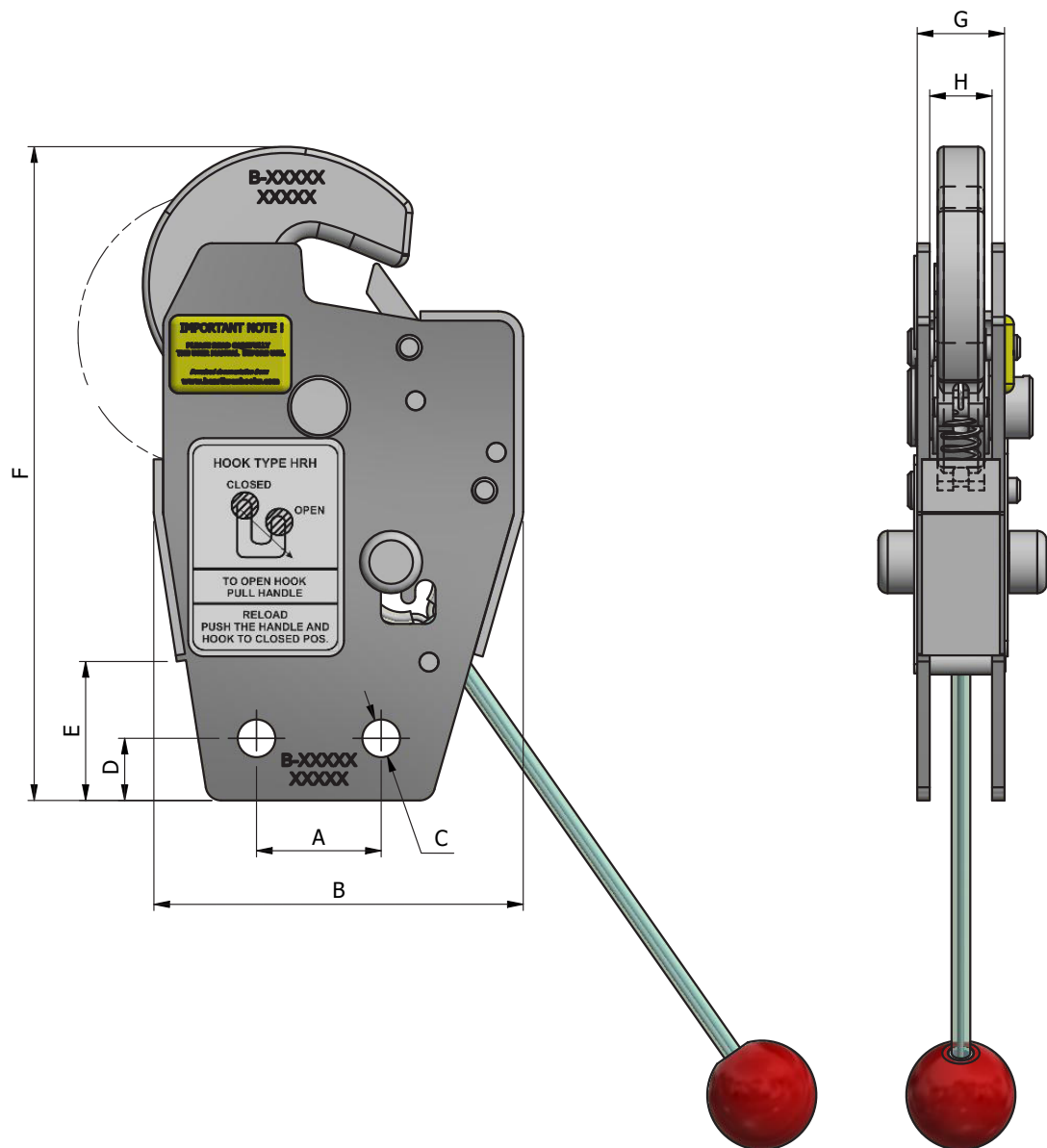
**Recovery**

1. Set the reset knob to the closed position, confirmed by a click sound. Set the hook element manually to closed position, confirmed by a click sound.
2. Grab the lifting ring and connect it by pushing it into the hook.

**LIFTING RINGS**

We supply Henriksen original lifting rings for all HMK hooks. They are safe and easy to operate with handles that provide a good grip. We strongly recommend the use of our Henriksen lifting rings with our Henriksen hooks as these have geometry that is designed to fit together.

- All materials used in the Henriksen Hooks are high quality and suitable for marine environment (saltwater proof). The HRH hooks are made of stainless steel and duplex steel.
- All Hooks are delivered in a practical wooden box.



| PART NO. | HOOK    | SWL      | A  | B   | C   | D  | E  | F   | G  | H  | WEIGHT  |
|----------|---------|----------|----|-----|-----|----|----|-----|----|----|---------|
| HH000033 | HRH 1,5 | 1 650 kg | 40 | 119 | Ø12 | 20 | 45 | 210 | 28 | 20 | 2,27 kg |

|                      |   |
|----------------------|---|
| Materials            | High quality stainless steel  |
| Warranty             | 5 years (When the re-certification and annual inspection is followed)   |
| Documentation        | Certificates, Installation-, Operation-, and Maintenance Manual   |
| Packaging            | Wooden case   |
| Optional Accessories | <ul style="list-style-type: none"> <li>Certified bolts and nuts</li> <li>Henriksen Swivel Joint</li> <li>Henriksen Lifting Ring</li> <li>Integrated Henriksen System (IHS)</li> </ul> |



The HOOKS on this page are all tested and delivered with European Community "MED" CERTIFICATES approved by Det Norske Veritas. Test certificates are based upon IMO / SOLAS.

For more information please visit: [www.hhenriksen.com](http://www.hhenriksen.com)

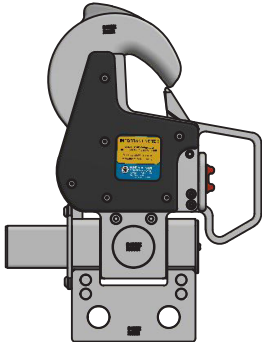
**HENRIKSEN**

H. Henriksen AS  
 Træleborgveien 15  
 3112 Tønsberg  
 Phone: 333 78 400  
 Mail: [hooks@hhenriksen.com](mailto:hooks@hhenriksen.com)



# MANUAL OFF-LOAD HOOKS - COMPACT

**HOOKS**  
SAFETY QUICK RELEASE HOOKS



## HHSM 12

Latest generation off-load hooks with integrated swivel joint for a more compact size and lower weight.

| HOOK         | HHSM       |
|--------------|------------|
| RING         | HLRE       |
| SWIVEL JOINT | INTEGRATED |

### COMPACT

The HHSM Manual hooks are the latest generation Henriksen Hooks. They have been designed with integrated swivel joint which makes them lighter and more compact compared to using a conventional hook and swivel joint combination. The HHSM hooks are activated using the compact activation handle that sits within the combined hand grip and ring guide rail. When the boat is close to the water the hook operator activates the hook using the handle and enables the activation handle toggle. When the boat is waterborne and the load is removed the hook automatically opens.



Using a swivel joint allows the lifting arrangement to pivot and reduces the risk for a lot of potential unwanted loads. We recommend always using a swivel, especially for boats that are frequently used.

### OPERATION OF A HENRIKSEN OFF-LOAD HOOK

#### Launch

1. When the boat is being lowered down, is clear off all obstacles and close to the water level, use the activation handle and toggle to activate the hook release mechanism. When the boat is waterborne, the hook automatically releases the lifting ring.

#### Recovery

1. Prepare the hook for recovery by closing the hook and making sure the handle lock is in bottom position.
2. Grab the lifting ring and connect it by pushing it into the hook.



### LIFTING RINGS

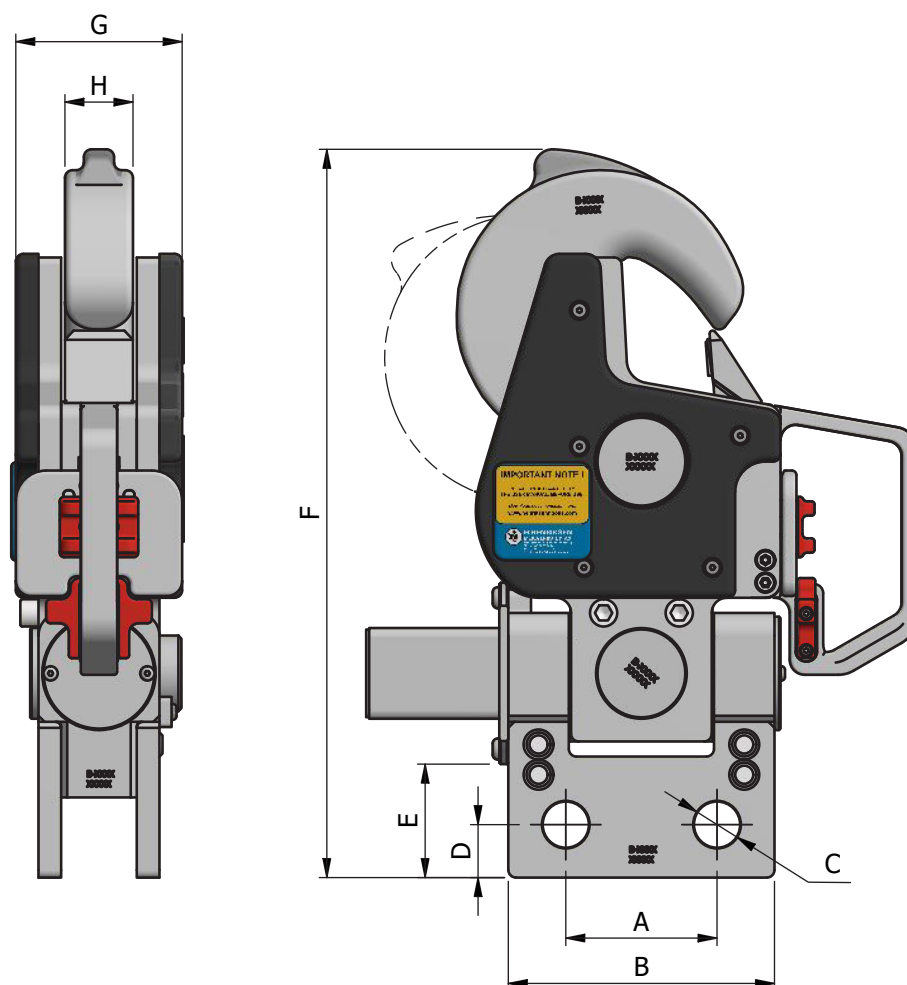
We supply Henriksen original lifting rings for all Henriksen hooks. They are safe and easy to operate with handles that provide a good grip. We strongly recommend the use of our Henriksen lifting rings with our Henriksen hooks as these have geometry that is designed to fit together.

See our recommended **HLRE** lifting ring selection for these hooks.

### INTEGRATED HENRIKSEN SYSTEM

See the remote activated version (HHSR) for a similar hook that can be used together with a painter hook in an Integrated Henriksen System (IHS). We recommend using an IHS system anywhere applicable as it removes the possibility of certain major operator errors and thereby significantly reduces operational risk.

- All materials used in the Henriksen Hooks are high quality, corrosion resistant, and suitable for marine environment (saltwater proof).
- All hooks are delivered in a practical wooden box.



| PART NO. | HOOK    | SWL       | A   | B   | C     | D  | E  | F   | G   | H  | WEIGHT  |
|----------|---------|-----------|-----|-----|-------|----|----|-----|-----|----|---------|
| HH000135 | HHSM 12 | 12 000 kg | 100 | 176 | Ø30,5 | 35 | 75 | 482 | 110 | 45 | 38,5 kg |

|                      |   |
|----------------------|---|
| Materials            | High quality stainless steel  |
| Warranty             | 5 years (When the re-certification and annual inspection is followed)   |
| Documentation        | Certificates, Installation-, Operation-, and Maintenance Manual   |
| Packaging            | Wooden case   |
| Optional Accessories | <ul style="list-style-type: none"> <li>Certified bolts and nuts</li> <li>Henriksen Lifting Ring</li> <li>Integrated Henriksen System (IHS)</li> </ul> |



The HOOKS on this page are all tested and delivered with European Community "MED" CERTIFICATES approved by Det Norske Veritas. Test certificates are based upon IMO / SOLAS.

For more information please visit: [www.hhenriksen.com](http://www.hhenriksen.com)

## HENRIKSEN

H. Henriksen AS  
 Træleborgveien 15  
 3112 Tønsberg  
 Phone: 333 78 400  
 Mail: [hooks@hhenriksen.com](mailto:hooks@hhenriksen.com)



# REMOTE RELEASE HOOKS - ELECTRICAL

**HOOKS**  
SAFETY QUICK RELEASE HOOKS



## HHSR 12

Latest generation Henriksen remote release off-load hooks. Electric remote actuation with the ELP control panel. IP67 protection.

|              |            |
|--------------|------------|
| HOOK         | HHSR       |
| RING         | HLRE       |
| SWIVEL JOINT | INTEGRATED |

### COMPACT

The HHSR Remote hooks are the newest generation Henriksen Hooks. They have been designed with integrated swivel joint, which makes them lighter and more compact. They have an electric solenoid actuator, and goes with the ELP control panel which makes lifting operations intuitive and easy. Remote release hooks have the same operational principles as manual release hooks: when the boat is close to the water the boat operator primes the hook for release using the control panel. When the boat is waterborne and the load is removed the hook automatically opens. The big safety advantage of remote release hooks is that no operator is needed near the hook in the launch sequence. HHSR hooks come with built in Henriksen Awarelight. See the dedicated Awarelight page for more info.



### HENRIKSEN HOOK WITH SWIVEL AND REMOTE RELEASE

The HHSR Hooks are delivered with ELP Control panel and wires. An optional painter hook with actuator can also be added for a complete electric IHS system with fast and easy pushbutton action.

### OPERATION OF A HENRIKSEN REMOTE RELEASE OFF-LOAD HOOK

#### Launch

1. When the boat is being lowered down, is clear off all obstacles and close to the water level, use the control panel to activate the hook release mechanism. When the boat is waterborne, the hook automatically releases the lifting ring.

#### Recovery

1. Prepare the hook for recovery by closing the hook and making sure the handle lock is in bottom position.
2. Grab the lifting ring and connect it by pushing it into the hook.



### LIFTING RINGS

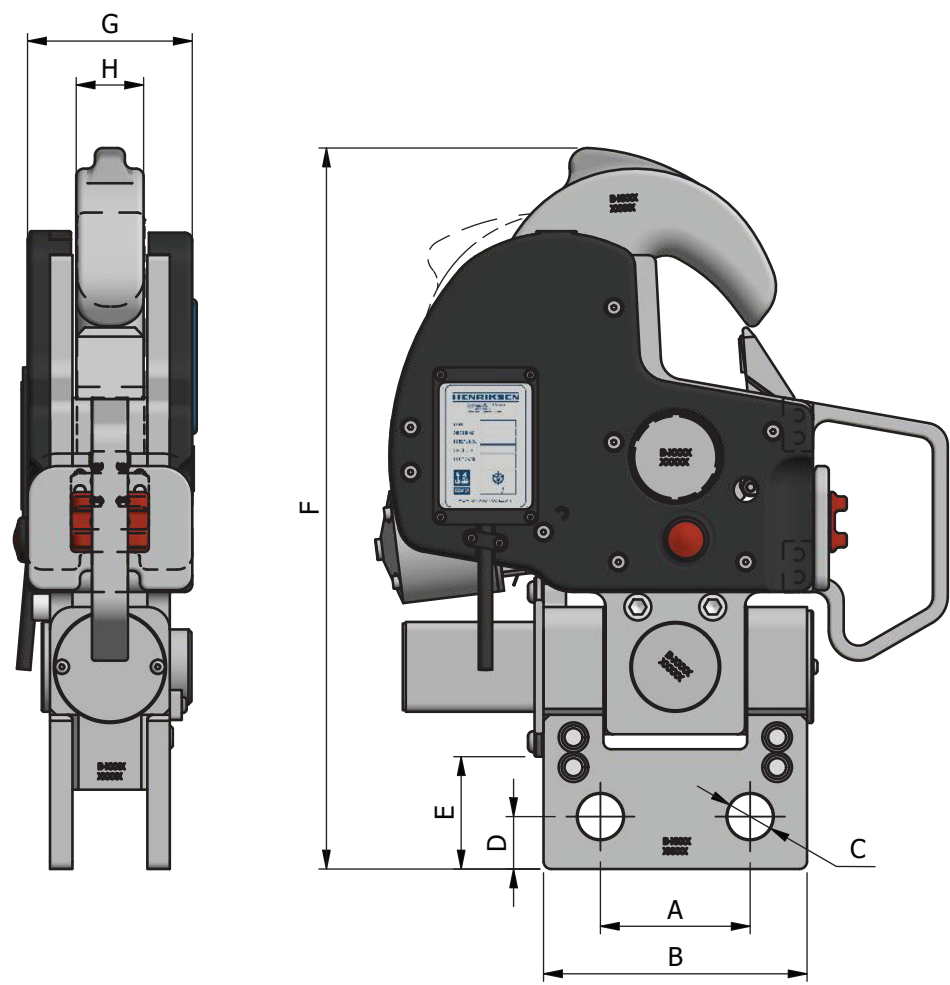
We supply Henriksen original lifting rings for all Henriksen hooks. They are safe and easy to operate with handles that provide a good grip. We strongly recommend the use of our Henriksen lifting rings with our Henriksen hooks as these have geometry that is designed to fit together.

See our recommended **HLRE** lifting ring selection for these hooks.

### INTEGRATED HENRIKSEN SYSTEM

All Henriksen HHSR hooks can be used in combination with an Integrated Henriksen System (IHS) and a painter hook. We recommend using a IHS system anywhere applicable as it removes the possibility of certain major operator errors and thereby significantly reduces operational risk.

- All materials used in the Henriksen Hooks are high quality and suitable for marine environment (saltwater proof).
- All hooks are delivered in a practical wooden box.



| PART NO. | HOOK    | SWL       | A   | B   | C     | D  | E  | F   | G   | H  | WEIGHT  |
|----------|---------|-----------|-----|-----|-------|----|----|-----|-----|----|---------|
| HH000129 | HHSR 12 | 12 000 kg | 100 | 176 | Ø30,5 | 35 | 75 | 482 | 110 | 45 | 41,5 kg |

|                      |   |
|----------------------|---|
| Materials            | High quality stainless steel  |
| Warranty             | 5 years (When the re-certification and annual inspection is followed)   |
| Documentation        | Certificates, Installation-, Operation-, and Maintenance Manual   |
| Packaging            | Wooden case   |
| Optional Accessories | <ul style="list-style-type: none"> <li>• Certified bolts and nuts</li> <li>• Henriksen Lifting Ring</li> <li>• Integrated Henriksen System (IHS)</li> </ul> |



The HOOKS on this page are all tested and delivered with European Community “MED” CERTIFICATES approved by Det Norske Veritas. Test certificates are based upon IMO / SOLAS.

For more information please visit: [www.hhenriksen.com](http://www.hhenriksen.com)

H. Henriksen AS  
 Træleborgveien 15  
 3112 Tønsberg  
 Phone: 333 78 400  
 Mail: [hooks@hhenriksen.com](mailto:hooks@hhenriksen.com)



### ELP - ELECTRIC CONTROL PANEL

The control panel has been developed for use with the HHSR Remote release hooks and one panel handles up to two hooks and a painter hook in a twin IHS system. Or up to 4 hooks in a HHSRM configuration. The panel receives signals from sensors integrated in the hook and displays the corresponding awarelight status on the panel.

The panel has a green backlight for use at night that is auto-dimmed by day, dimmable in 5 steps as well as completely off for low visibility operations. It also features a buzzer (mutable) that can provide the awarelight signals as sound signals, and thereby providing information even without having to take a look.

The panel is also capable of wireless transmission and programmable, and is therefore also perfect for use in USVs and other manned or unmanned concepts.

### EASY ASSEMBLY AND INSTALLATION

The ELP and all its components are IP67 compatible (when connected) and will therefore be able to withstand complete submersion to 1 meter depth for 30 minutes no matter where it is mounted in the boat.



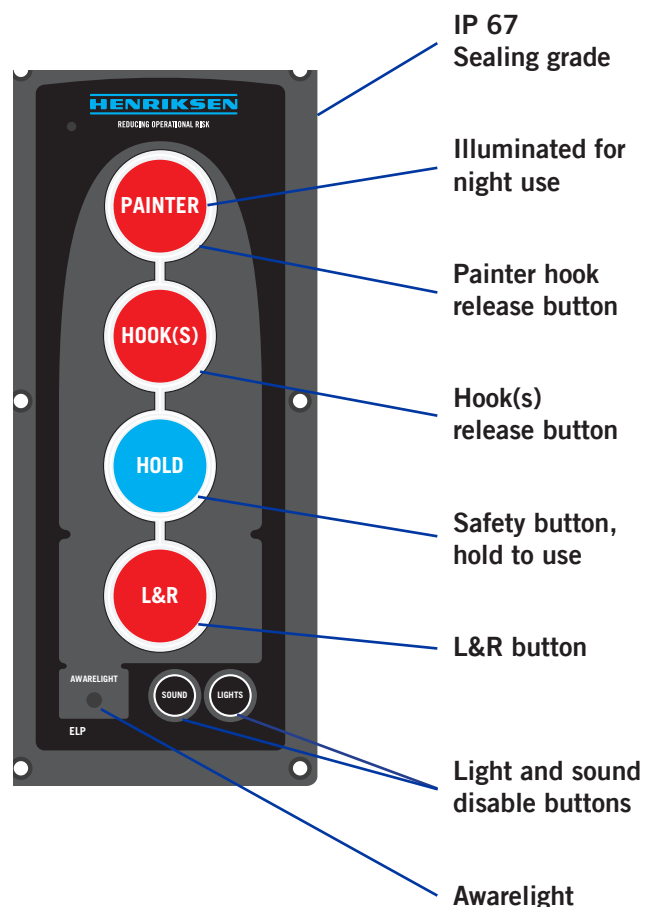
### OPERATION

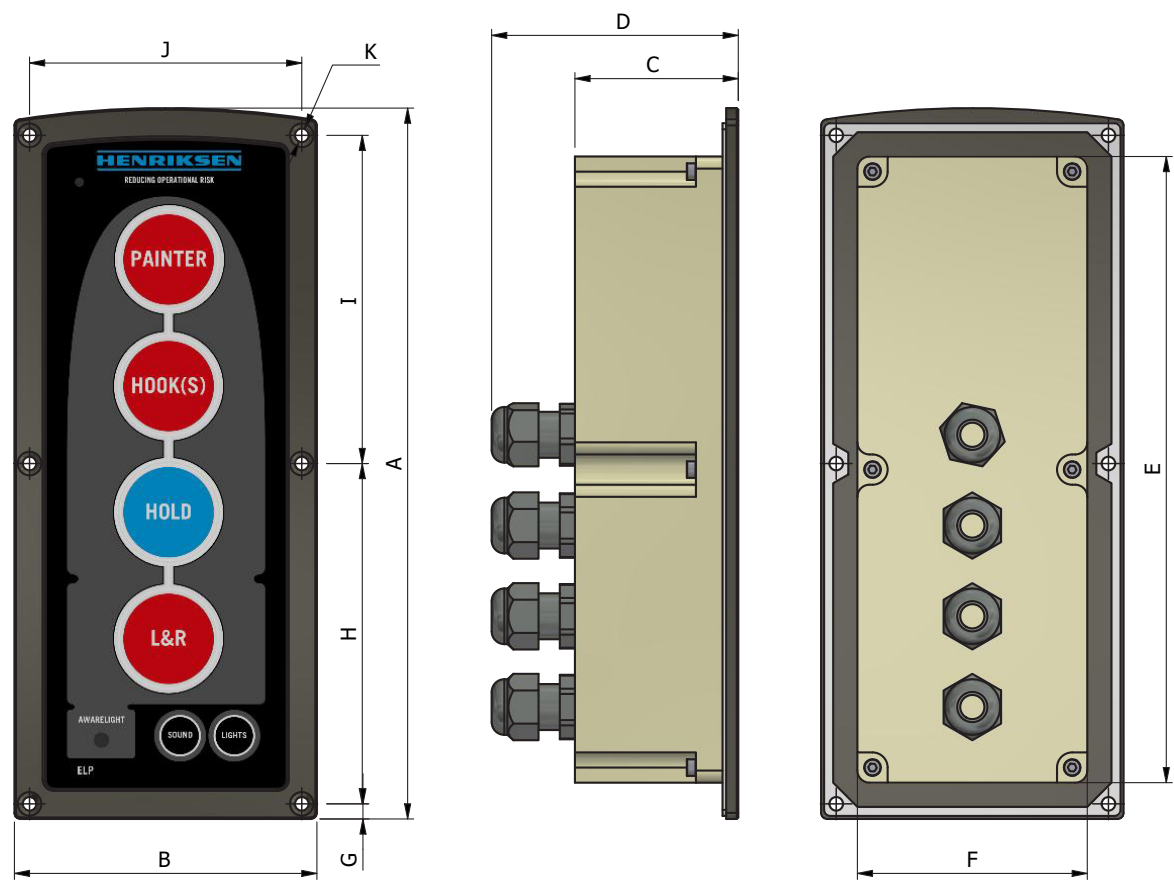
#### Launch

1. The HOLD button is a safety feature and has to be held down in order to use any of the red buttons on the panel.
2. When the boat is being lowered down, is clear off all obstacles and close to the water level, press the HOOK(S) button to activate the hook and observe the awarelight lamp change signal to ACTIVATED.
3. When the boat is waterborne, the hook automatically releases the lifting ring and it is now possible to release the painter hook.
4. Press the PAINTER-button to release the painter line

#### Recovery

1. Prepare the hook for recovery by returning the hook to closed position.
2. Grab the lifting ring and connect it by pushing it into the hook.
3. Push the L&R Button on the control panel, or on the hook.





| PART NO. | A   | B   | C  | D  | E   | F  | G | H     | I     | J  | K    | WEIGHT |
|----------|-----|-----|----|----|-----|----|---|-------|-------|----|------|--------|
| HH000134 | 235 | 100 | 54 | 81 | 207 | 76 | 5 | 112,5 | 108,5 | 90 | Ø4,5 | 0,3 kg |



The HOOKS on this page are all tested and delivered with European Community “MED” CERTIFICATES approved by Det Norske Veritas. Test certificates are based upon IMO / SOLAS.

For more information please visit: [www.hhenriksen.com](http://www.hhenriksen.com)



H. Henriksen AS  
Træleborgveien 15  
3112 Tønsberg  
Phone: 333 78 400  
Mail: [hooks@hhenriksen.com](mailto:hooks@hhenriksen.com)

# REMOTE RELEASE HOOKS - MECHANICAL

**HOOKS**  
 SAFETY QUICK RELEASE HOOKS

**HMKR 3,5 / 5 / 8 / 12 / 15**
**HMKRW 5 / 8 / 15**
**HMKRWH 3,5 / 5 / 8**
**HMKRHB 3,5 / 5 / 8 / 15**
**HMKRHI 12**
**HMKRHF 15**

For fast rescue crafts and other types of boats with a single point lifting arrangement

| HOOK         | HMKR |
|--------------|------|
| RING         | HLR  |
| SWIVEL JOINT | HSL  |

## MECHANICAL REMOTE RELEASE

The HMKR HOOKS are remotely operated hooks where the remote control handle can be placed close to the helmsman's position. It works in the same way as the manually operated off-load hooks. Remote release hooks have the same operational principles as manual release hooks: when the boat is close to the water the boat operator primes the hook for release using the remote handle. When the boat is waterborne and the load is removed the hook automatically opens. The big safety advantage of the HMKR hooks is that no operator is needed near the hook in the launch sequence.



## ELECTRICAL / MECHANICAL REMOTE RELEASE HOOKS

The Standard Remote Release Hooks are delivered with a push/pull cable directly connected to the remote handle. Alternatively, we can provide an electrical or pneumatic system for HMKR hooks. Read more on the dedicated ELA page.

## OPERATION OF A HENRIKSEN REMOTE RELEASE OFF-LOAD HOOK

### Launch

1. When the boat is being lowered down, is clear off all obstacles and close to the water level, use the remote handle or electrical adapter to activate the hook release mechanism. When the boat is waterborne, the hook automatically releases the lifting ring.


### Recovery

1. Prepare the hook for recovery by lifting the handle and inserting the safety pin.
2. Grab the lifting ring and connect it by pushing it into the hook.



### LIFTING RINGS

We supply Henriksen original lifting rings for all Henriksen hooks. They are safe and easy to operate with handles that provide a good grip. We strongly recommend the use of our Henriksen lifting rings with our Henriksen hooks as these have geometry that is designed to fit together.



### SWIVEL JOINTS

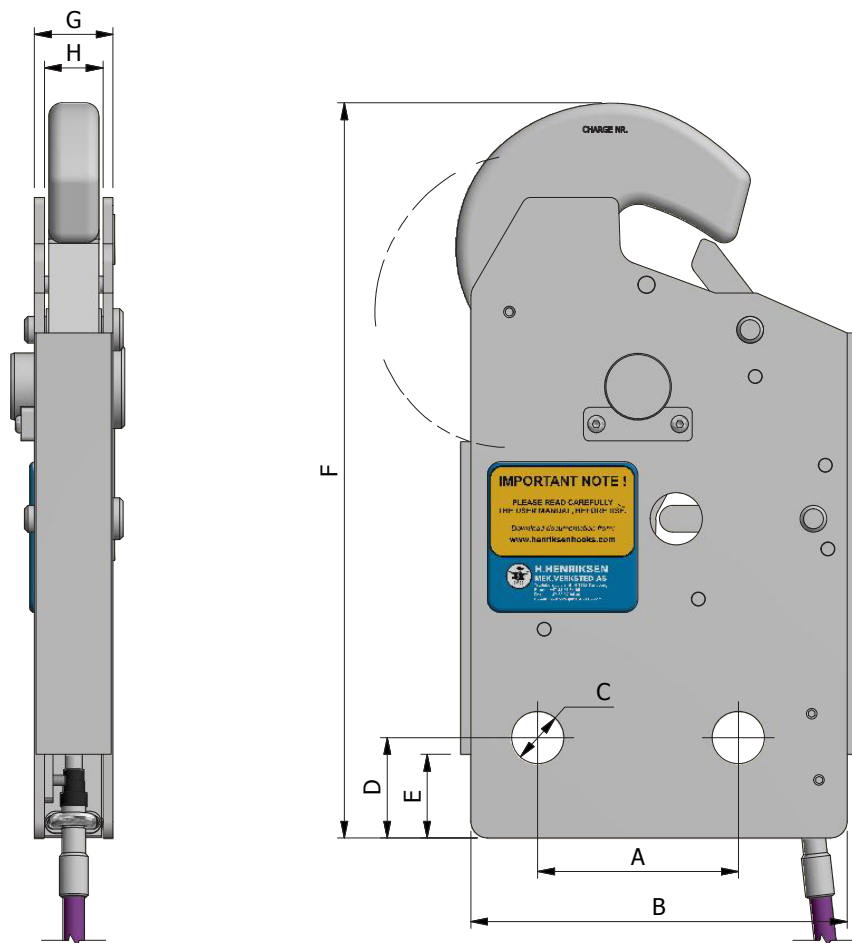
A Swivel joint is mounted between the hook and the lifting frame in order to reduce sideways forces. We recommend installing swivel joints on boats which are frequently used and/or boats that will be launched and recovered in rough sea.

## INTEGRATED HENRIKSEN SYSTEM

All Henriksen HMKR hooks can be used in combination with an Integrated Henriksen System (IHS) and a painter hook. We recommend using an IHS system anywhere applicable as it removes the possibility of certain major operator errors and thereby significantly reduces operational risk.

- All materials used in the Henriksen Hooks are high quality and suitable for marine environment (saltwater proof). The HMKR Hooks are made of stainless steel and duplex steel.
- All hooks are delivered in a practical wooden box.





| PART NO. | HOOK     | SWL       | A   | B   | C     | D  | E  | F   | G  | H  | WEIGHT  |
|----------|----------|-----------|-----|-----|-------|----|----|-----|----|----|---------|
| HH000115 | HMKR 3,5 | 3 500 kg  | 100 | 185 | Ø24,5 | 49 | 40 | 352 | 40 | 30 | 10,1 kg |
| HH000107 | HMKR 5   | 5 000 kg  | 120 | 225 | Ø30,5 | 60 | 50 | 439 | 47 | 35 | 17,3 kg |
| HH000087 | HMKR 8   | 8 000 kg  | 120 | 225 | Ø30,5 | 60 | 50 | 439 | 51 | 35 | 19,4 kg |
| HH000077 | HMKR 12  | 12 000 kg | 100 | 226 | Ø30,5 | 40 | 50 | 350 | 80 | 50 | 22,9 kg |
| HH000091 | HMKR 15  | 15 000 kg | 120 | 225 | Ø40,5 | 73 | 50 | 470 | 71 | 47 | 30,4 kg |

|                      |   |
|----------------------|---|
| Materials            | High quality stainless steel  |
| Warranty             | 5 years (When the re-certification and annual inspection is followed)   |
| Documentation        | Certificates, Installation-, Operation-, and Maintenance Manual   |
| Packaging            | Wooden case   |
| Optional Accessories | <ul style="list-style-type: none"> <li>Certified bolts and nuts</li> <li>Henriksen Swivel Joint</li> <li>Henriksen Lifting Ring</li> <li>Integrated Henriksen System (IHS)</li> </ul> |

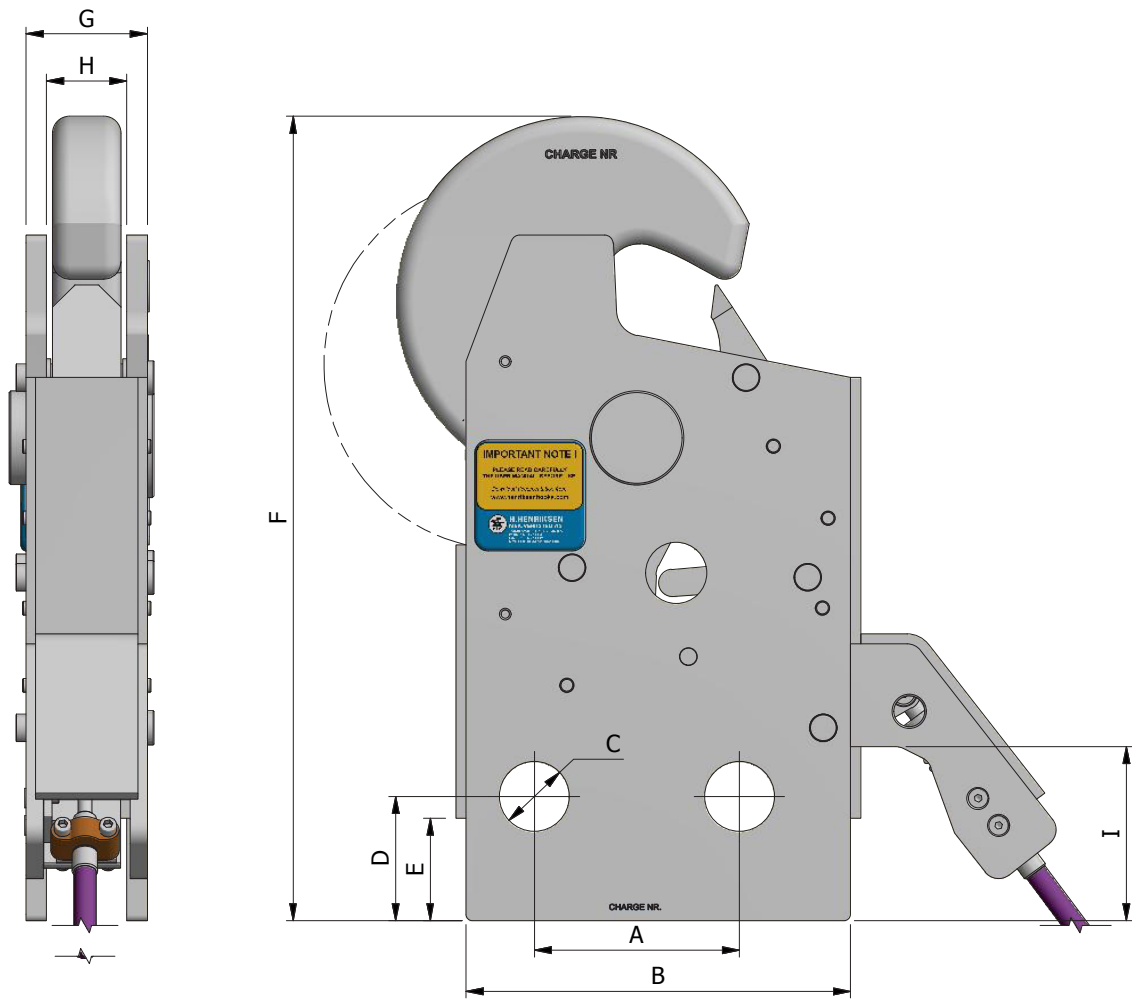


The HOOKS on this page are all tested and delivered with European Community "MED" CERTIFICATES approved by Det Norske Veritas. Test certificates are based upon IMO / SOLAS.

For more information please visit: [www.hhenriksen.com](http://www.hhenriksen.com)



H. Henriksen AS  
Træleborgveien 15  
3112 Tønsberg  
Phone: 333 78 400  
Mail: [hooks@hhenriksen.com](mailto:hooks@hhenriksen.com)



| PART NO. | HOOK     | SWL       | A   | B   | C     | D  | E  | F   | G  | H  | I   | WEIGHT  |
|----------|----------|-----------|-----|-----|-------|----|----|-----|----|----|-----|---------|
| HH000108 | HMKRW 5  | 5 000 kg  | 120 | 225 | Ø30,5 | 60 | 50 | 467 | 47 | 35 | 92  | 18,9 kg |
| HH000085 | HMKRW 8  | 8 000 kg  | 120 | 225 | Ø30,5 | 60 | 50 | 467 | 51 | 35 | 92  | 20,9 kg |
| HH000105 | HMKRW 15 | 15 000 kg | 120 | 225 | Ø40,5 | 73 | 60 | 470 | 71 | 47 | 102 | 31,6 kg |

|                      |   |
|----------------------|---|
| Materials            | High quality stainless steel  |
| Warranty             | 5 years (When the re-certification and annual inspection is followed)   |
| Documentation        | Certificates, Installation-, Operation-, and Maintenance Manual   |
| Packaging            | Wooden case   |
| Optional Accessories | <ul style="list-style-type: none"> <li>Certified bolts and nuts</li> <li>Henriksen Swivel Joint</li> <li>Henriksen Lifting Ring</li> <li>Integrated Henriksen System (IHS)</li> </ul> |

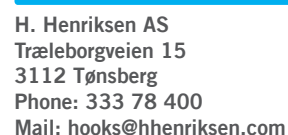


The HOOKS on this page are all tested and delivered with European Community "MED" CERTIFICATES approved by Det Norske Veritas. Test certificates are based upon IMO / SOLAS.

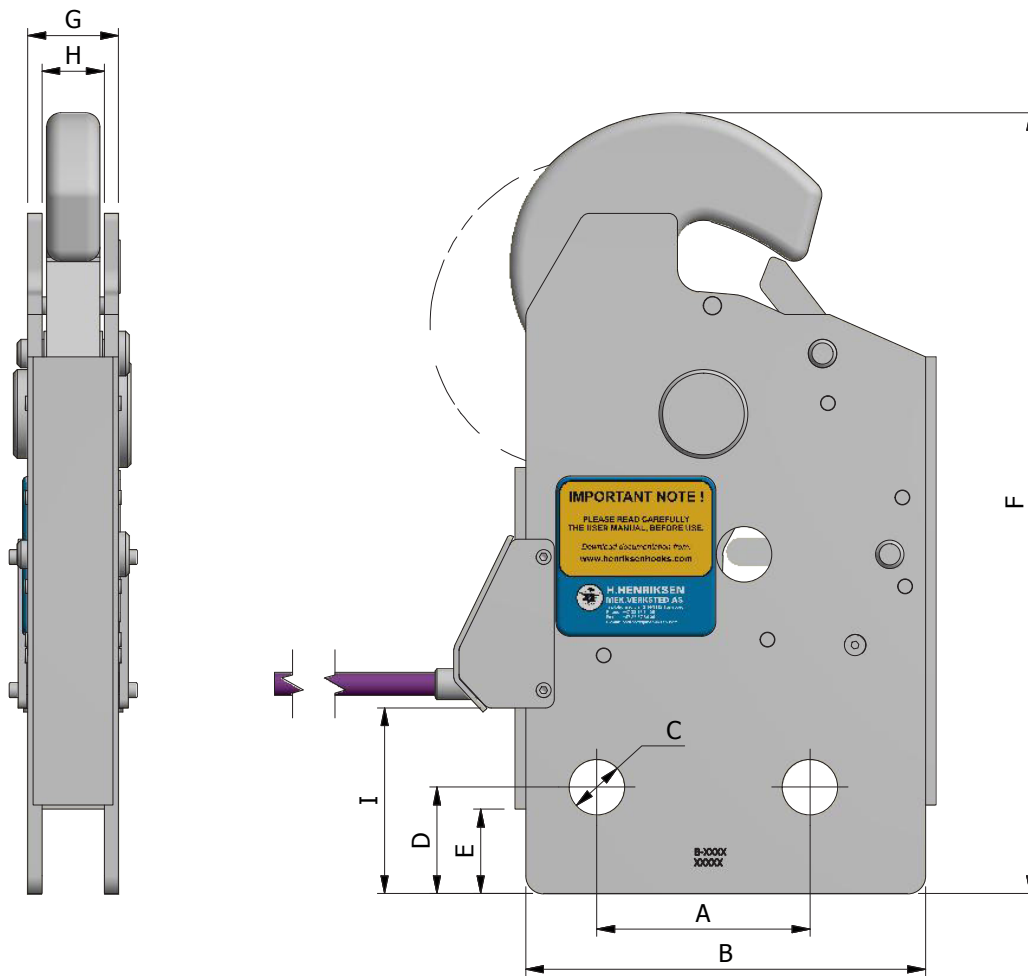
For more information please visit: [www.hhenriksen.com](http://www.hhenriksen.com)



H. Henriksen AS  
 Træleborgveien 15  
 3112 Tønsberg  
 Phone: 333 78 400  
 Mail: [hooks@hhenriksen.com](mailto:hooks@hhenriksen.com)







| PART NO. | HOOK       | SWL       | A   | B   | C     | D  | E  | F   | G  | H  | I   | WEIGHT   |
|----------|------------|-----------|-----|-----|-------|----|----|-----|----|----|-----|----------|
| HH000088 | HMKRHB 3,5 | 3 500 kg  | 100 | 180 | Ø24,5 | 49 | 40 | 352 | 40 | 30 | 90  | 10,1 kg  |
| HH005139 | HMKRHB 5   | 5 000 kg  | 120 | 225 | Ø30,5 | 60 | 50 | 440 | 47 | 35 | 113 | 16,8 kg  |
| HH007652 | HMKRHB 8   | 8 000 kg  | 120 | 225 | Ø30,5 | 60 | 48 | 440 | 51 | 35 | 105 | 19,8 kg  |
| HH007576 | HMKRHB 15  | 15 000 kg | 120 | 225 | Ø40,5 | 73 | 50 | 470 | 71 | 47 | 220 | 30, 0 kg |

|                      |   |
|----------------------|---|
| Materials            | High quality stainless steel  |
| Warranty             | 5 years (When the re-certification and annual inspection is followed)   |
| Documentation        | Certificates, Installation-, Operation-, and Maintenance Manual   |
| Packaging            | Wooden case   |
| Optional Accessories | <ul style="list-style-type: none"> <li>• Certified bolts and nuts</li> <li>• Henriksen Swivel Joint</li> <li>• Henriksen Lifting Ring</li> <li>• Integrated Henriksen System (IHS)</li> </ul> |

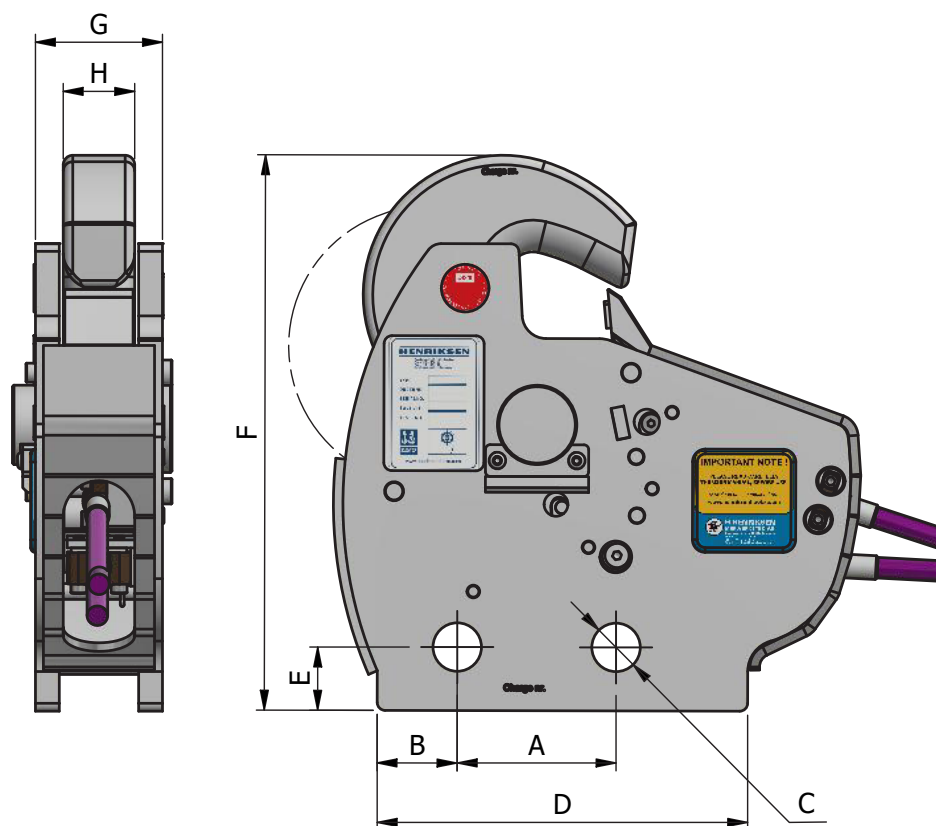


The HOOKS on this page are all tested and delivered with European Community "MED" CERTIFICATES approved by Det Norske Veritas. Test certificates are based upon IMO / SOLAS.

For more information please visit: [www.henriksen.com](http://www.henriksen.com)



H. Henriksen AS  
Træleborgveien 15  
3112 Tønsberg  
Phone: 333 78 400  
Mail: [hooks@henriksen.com](mailto:hooks@henriksen.com)



| PART NO. | HOOK      | SWL       | A   | B  | C     | D   | E  | F   | G  | H  | WEIGHT  |
|----------|-----------|-----------|-----|----|-------|-----|----|-----|----|----|---------|
| HH001963 | HMKRHI 12 | 12 000 kg | 100 | 50 | Ø30,5 | 233 | 40 | 350 | 80 | 50 | 29,5 kg |

|                      |   |
|----------------------|---|
| Materials            | High quality stainless steel  |
| Warranty             | 5 years (When the re-certification and annual inspection is followed)   |
| Documentation        | Certificates, Installation-, Operation-, and Maintenance Manual   |
| Packaging            | Wooden case   |
| Optional Accessories | <ul style="list-style-type: none"> <li>• Certified bolts and nuts</li> <li>• Henriksen Swivel Joint</li> <li>• Henriksen Lifting Ring</li> <li>• Integrated Henriksen System (IHS)</li> </ul> |

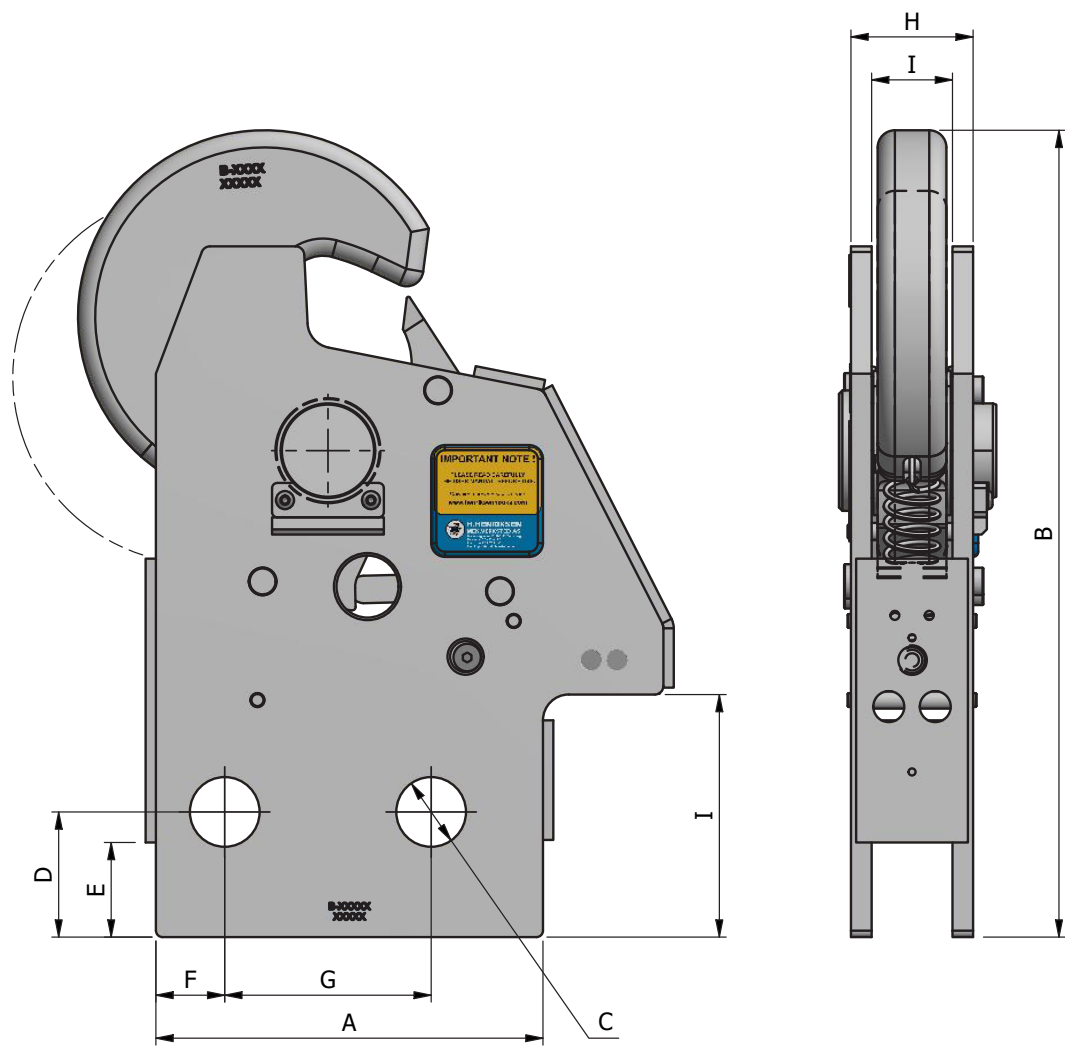


The HOOKS on this page are all tested and delivered with European Community "MED" CERTIFICATES approved by Det Norske Veritas. Test certificates are based upon IMO / SOLAS.

For more information please visit: [www.hhenriksen.com](http://www.hhenriksen.com)

## HENRIKSEN

H. Henriksen AS  
Træleborgveien 15  
3112 Tønsberg  
Phone: 333 78 400  
Mail: [hooks@hhenriksen.com](mailto:hooks@hhenriksen.com)



| PART NO. | HOOK      | SWL       | A   | B   | C   | D  | E  | F  | G   | H  | I  | WEIGHT  |
|----------|-----------|-----------|-----|-----|-----|----|----|----|-----|----|----|---------|
| HH002637 | HMKRHF 15 | 15 000 kg | 225 | 471 | Ø41 | 73 | 55 | 40 | 120 | 71 | 47 | 21,5 kg |

|                      |  |
|----------------------|--|
| Materials            | High quality stainless steel   |
| Warranty             | 5 years (When the re-certification and annual inspection is followed)  |
| Documentation        | Certificates, Installation-, Operation-, and Maintenance Manual  |
| Packaging            | Wooden case  |
| Optional Accessories | <ul style="list-style-type: none"><li>• Certified bolts and nuts</li><li>• Henriksen Swivel Joint</li><li>• Henriksen Lifting Ring</li><li>• Integrated Henriksen System (IHS)</li></ul> |



The HOOKS on this page are all tested and delivered with European Community “MED” CERTIFICATES approved by Det Norske Veritas. Test certificates are based upon IMO / SOLAS.

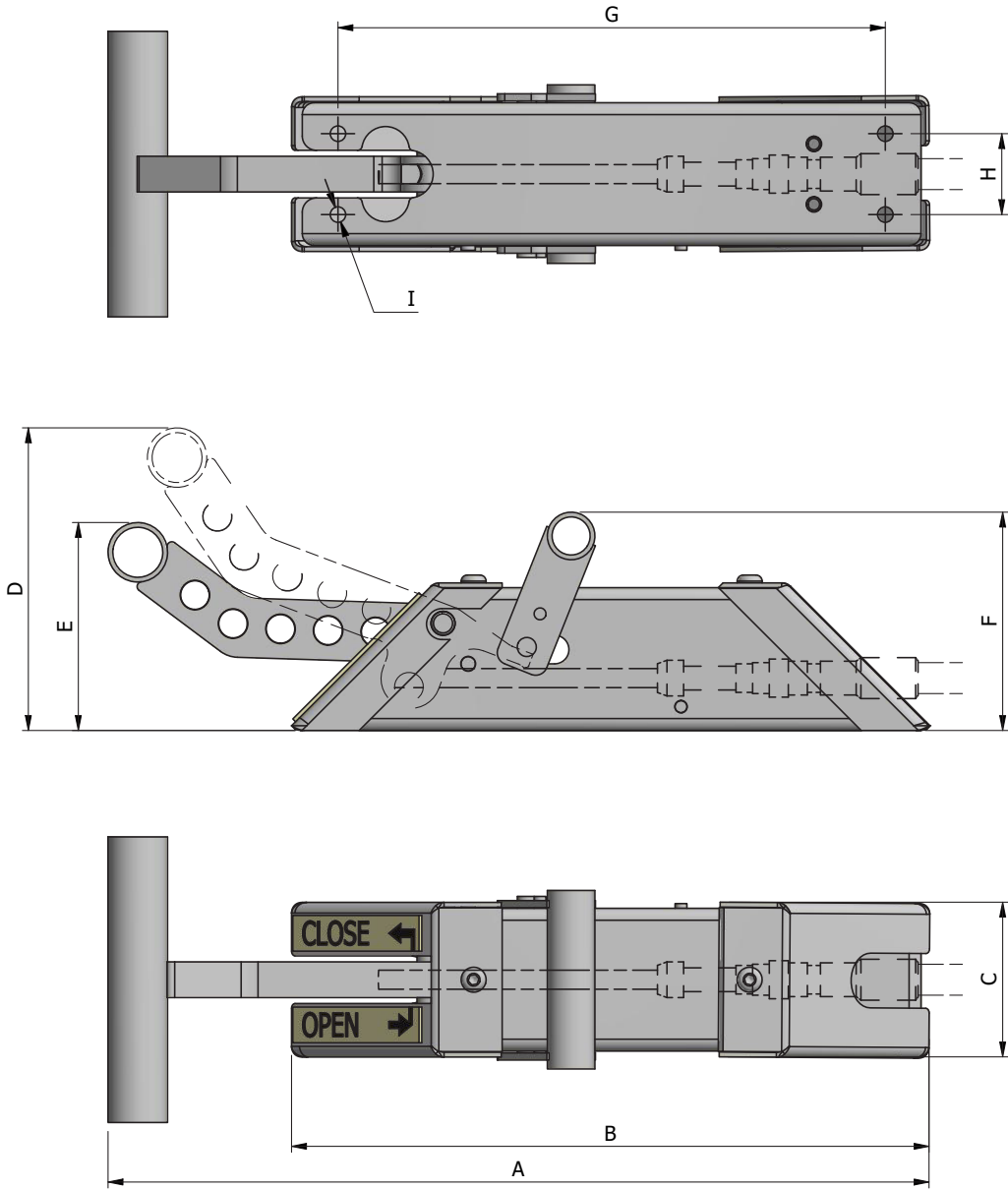
For more information please visit: [www.hhenriksen.com](http://www.hhenriksen.com)

**HENRIKSEN**

H. Henriksen AS  
Træleborgveien 15  
3112 Tønsberg  
Phone: 333 78 400  
Mail: [hooks@hhenriksen.com](mailto:hooks@hhenriksen.com)



REMOTE CONTROL



| PART NO. | A   | B   | C  | D   | E  | F  | G   | H  | I    | WEIGHT |
|----------|-----|-----|----|-----|----|----|-----|----|------|--------|
| HH000064 | 345 | 268 | 65 | 127 | 87 | 92 | 230 | 34 | Ø6,5 | 2,9 kg |

|               |   |
|---------------|---|
| Materials     | High quality stainless steel  |
| Warranty      | 5 years (When the re-certification and annual inspection is followed) |
| Documentation | Certificates, Installation-, Operation-, and Maintenance Manual       |
| Packaging     | Wooden case   |



The HOOKS on this page are all tested and delivered with European Community “MED” CERTIFICATES approved by Det Norske Veritas. Test certificates are based upon IMO / SOLAS.

For more information please visit: [www.hhenriksen.com](http://www.hhenriksen.com)



H. Henriksen AS  
Træleborgveien 15  
3112 Tønsberg  
Phone: 333 78 400  
Mail: [hooks@hhenriksen.com](mailto:hooks@hhenriksen.com)

# NORSOK COMPLIANT HOOKS

**HOOKS**  
 SAFETY QUICK RELEASE HOOKS


## NORHMK 5 / 10 / 15 HMKWS 8 / 15 / 22,5

The NORHMK Hook type incorporates a new kind of swivel that pivots both sideways, forwards and backwards and is able to take up the side loads required by Norsok R-002:2017 with a safety factor of 9.

| HOOK            | NORHMK     |
|-----------------|------------|
| RING            | (NOR)HLR   |
| SWIVEL<br>JOINT | INTEGRATED |

### NORSOK COMPLIANT

The NORHMK Hooks are specially designed with an integrated swivel joint and is approved by DNV to be compliant with the NORSOK R-002:2017 Lifting Equipment regulations. The NORHMK Hooks are based on our HMKG range and has the same safe handle and large lifting ring skid zone design - resulting in an easier and safer lifting operation.



### NORSOK STANDARD / SOLAS STANDARD

This NORSOK standard is developed with broad petroleum industry participation by interested parties in the Norwegian petroleum industry and is owned by the Norwegian petroleum industry represented by The Norwegian Oil Industry Association (OLF) and The Federation of Norwegian Industry. The NORSOK standard is a requirement mainly within Norway and for Norwegian based vessels and equipment, but may also be used elsewhere.

Our NORSOK compliant hooks can also be applied as SOLAS compliant hooks only, with a safety factor of 6 and a rating of 8 000 kg, 15 000 kg and 22 500 kg respectively. In case the hook is certified both as NORSOK and SOLAS compliant hook, the NORSOK SWL shall apply. Please contact us for more details.

### NORSOK LIFTING EQUIPMENT REQUIREMENTS

The dynamic forces caused by a MOB boat floating in the sea relative to a stationary platform makes it necessary with a safety factor as high as 9. Also the Hooks have to withstand full SWL in angles +/-15° in both side-side and front-back directions.



### LIFTING RINGS

We supply Henriksen original lifting rings for all Henriksen hooks. They are safe and easy to operate with handles that provide a good grip. We strongly recommend the use of our Henriksen lifting rings with our Henriksen hooks as these have geometry that is designed to fit together.

### OPERATION OF AN OFF-LOAD HOOK

#### Launch

1. When the boat is being lowered down and is close to water level, remove the safety pin and release the hook handle.
2. When the boat is waterborne, the hook automatically releases the lifting ring.

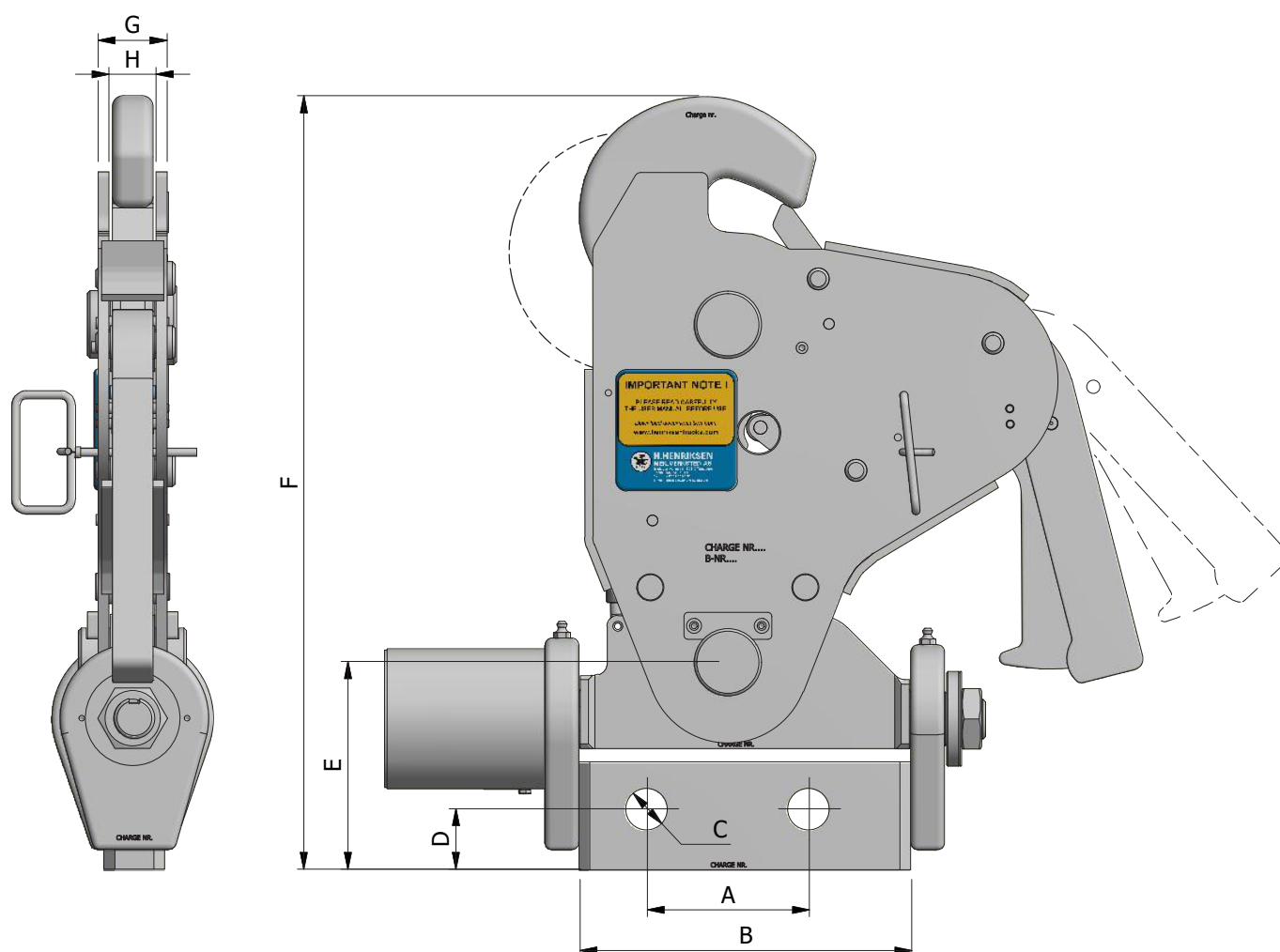
#### Recovery

1. Prepare the hook for recovery by lifting the handle and inserting the safety pin.
2. Grab the lifting ring and connect it by pushing it into the hook.

### INTEGRATED HENRIKSEN SYSTEM

All Henriksen HMK hooks can be used in combination with an Integrated Henriksen System (IHS) and a painter hook. We recommend using an IHS system anywhere applicable as it removes the possibility of certain major operator errors and thereby significantly reduces operational risk.

- All materials used in the Henriksen Hooks are high quality and suitable for marine environment (saltwater proof). The hooks are made of stainless steel and duplex steel.
- All hooks are delivered in a practical wooden box.

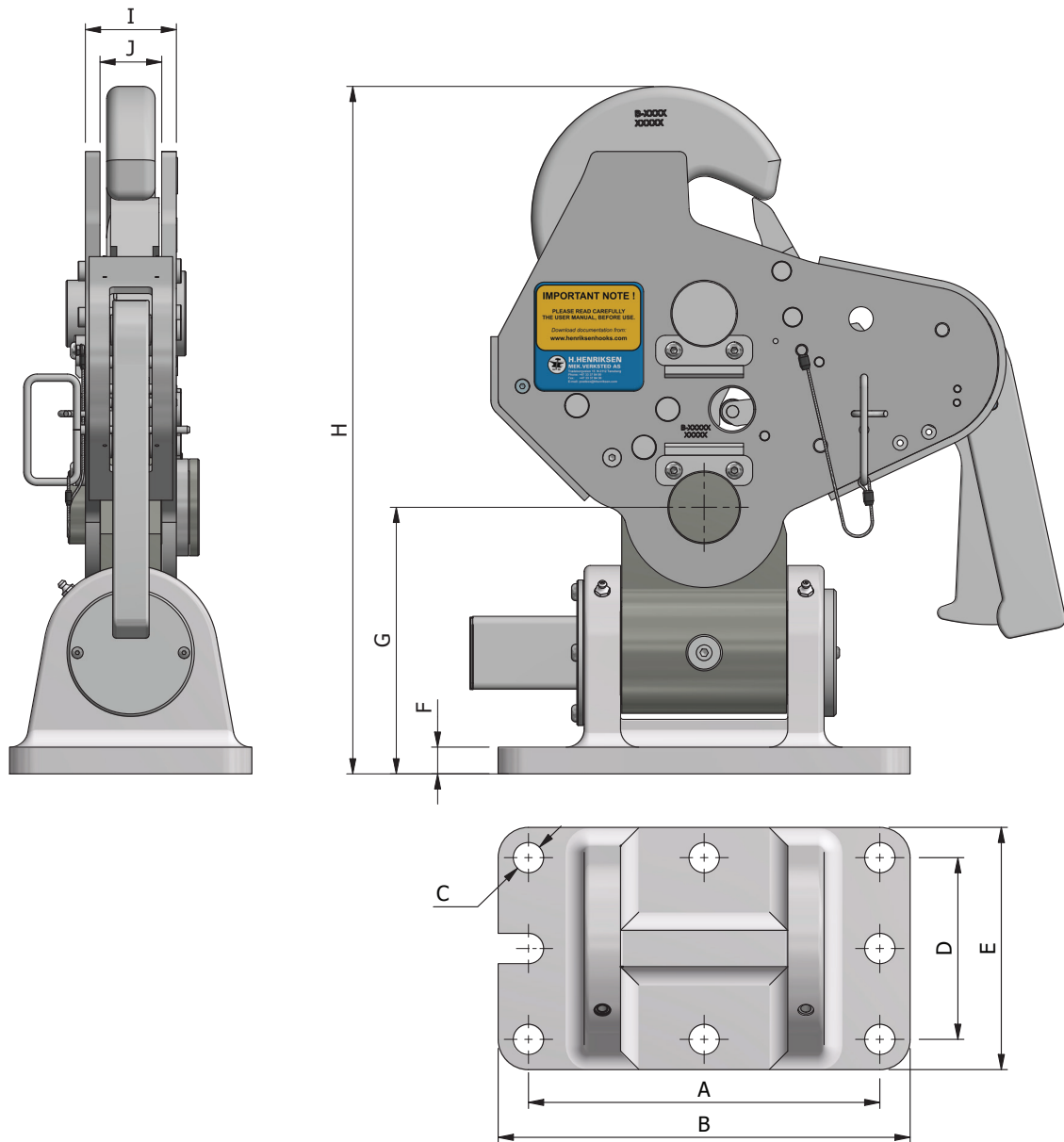


| PART NO. | HOOK      | SWL      | A   | B   | C     | D  | E   | F   | G  | H  | WEIGHT  |
|----------|-----------|----------|-----|-----|-------|----|-----|-----|----|----|---------|
| HH005972 | NORHMKG 5 | 5 000 kg | 120 | 246 | Ø24,5 | 49 | 154 | 574 | 51 | 35 | 47,5 kg |
| HH000234 | NORHMKR 5 | 5 000 kg | 120 | 246 | Ø24,5 | 49 | 154 | 574 | 51 | 35 | 48,1 kg |

|                      |   |
|----------------------|---|
| Materials            | High quality stainless steel  |
| Warranty             | 5 years (When the re-certification and annual inspection is followed)   |
| Documentation        | Certificates, Installation-, Operation-, and Maintenance Manual   |
| Packaging            | Wooden case   |
| Optional Accessories | <ul style="list-style-type: none"> <li>Certified bolts and nuts</li> <li>Henriksen Lifting Ring</li> <li>Integrated Henriksen System (IHS)</li> </ul> |

The HOOKS on this page are all tested and delivered with product certificate and approved by Det Norske Veritas (DNV).

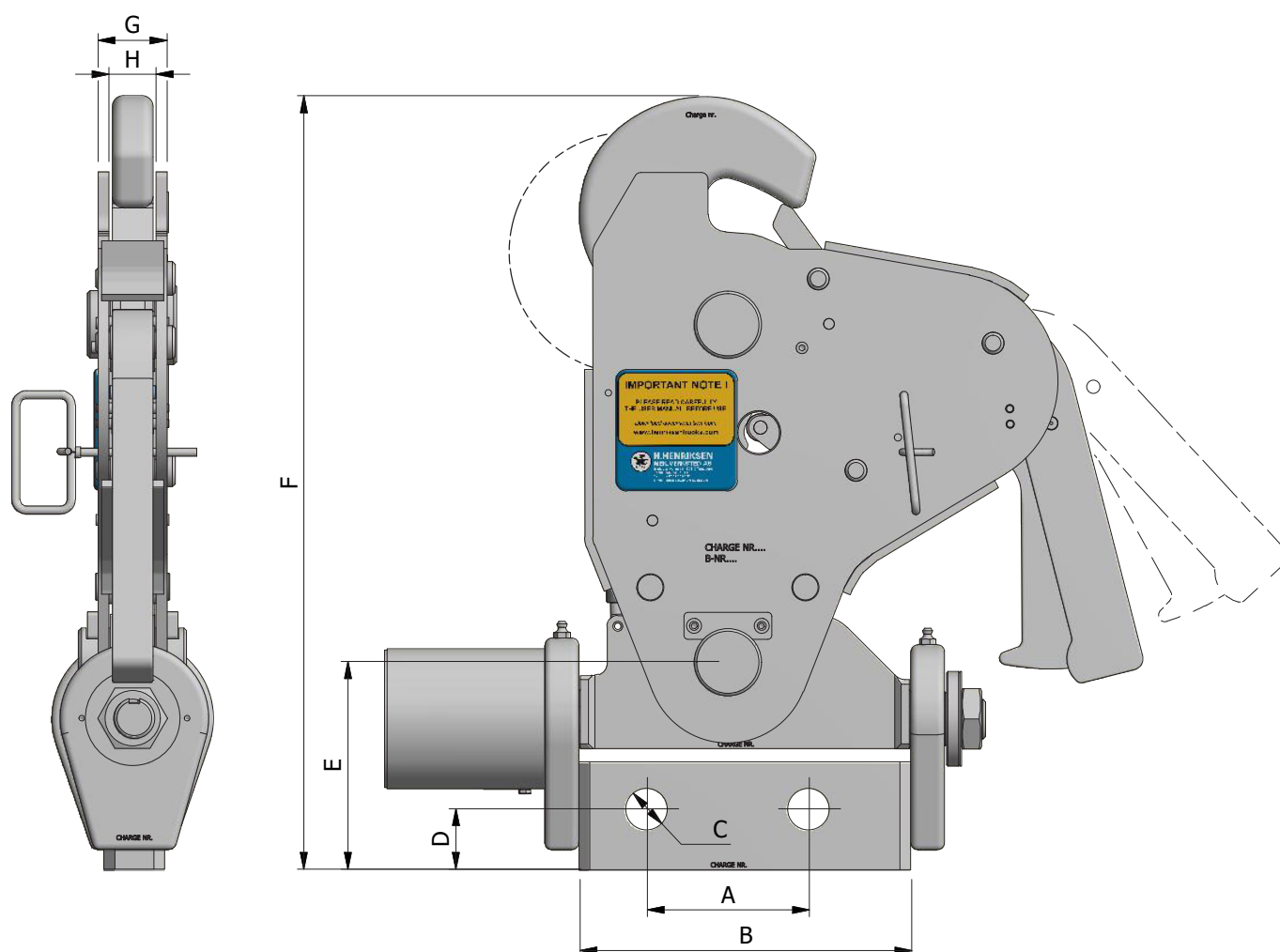




| PART NO. | HOOK       | SWL       | A   | B   | C   | D   | E   | F  | G   | H   | I  | J  | WEIGHT  |
|----------|------------|-----------|-----|-----|-----|-----|-----|----|-----|-----|----|----|---------|
| HH007544 | NORHMKG 10 | 10 000 kg | 290 | 340 | Ø25 | 150 | 200 | 22 | 220 | 568 | 75 | 51 | 65,7 kg |
| HH007676 | NORHMKR 10 | 10 000 kg | 290 | 340 | Ø25 | 150 | 200 | 22 | 220 | 568 | 75 | 51 | 64,5 kg |
| HH007542 | NORHMKG 15 | 15 000 kg | 290 | 340 | Ø25 | 150 | 200 | 22 | 220 | 575 | 86 | 56 | 67,1 kg |
| HH007543 | NORHMKR 15 | 15 000 kg | 290 | 340 | Ø25 | 150 | 200 | 22 | 220 | 575 | 86 | 56 | 64,9 kg |

|                      |   |
|----------------------|---|
| Materials            | High quality stainless steel  |
| Warranty             | 5 years (When the re-certification and annual inspection is followed)   |
| Documentation        | Certificates, Installation-, Operation-, and Maintenance Manual   |
| Packaging            | Wooden case   |
| Optional Accessories | <ul style="list-style-type: none"> <li>• Certified bolts and nuts</li> <li>• Henriksen Lifting Ring</li> <li>• Integrated Henriksen System (IHS)</li> </ul> |

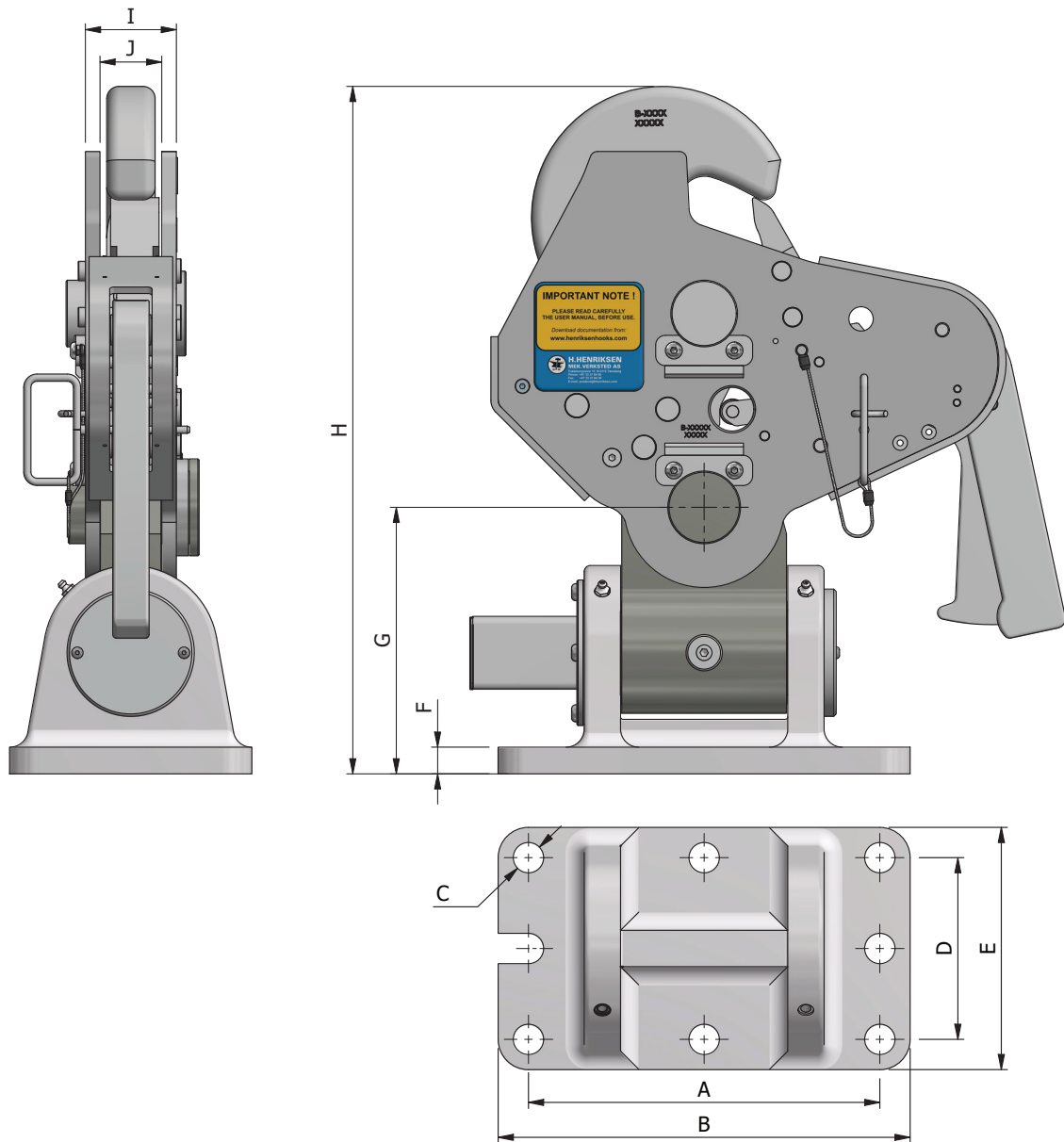
The HOOKS on this page are all tested and delivered with product certificate and approved by Det Norske Veritas (DNV).



| PART NO. | HOOK     | SWL      | A   | B   | C     | D  | E   | F   | G  | H  | WEIGHT  |
|----------|----------|----------|-----|-----|-------|----|-----|-----|----|----|---------|
| HH007896 | HMKWSG 8 | 8 000 kg | 120 | 246 | Ø24,5 | 49 | 154 | 574 | 51 | 35 | 47,5 kg |
| HH000245 | HMKWSR 8 | 8 000 kg | 120 | 246 | Ø24,5 | 49 | 154 | 574 | 51 | 35 | 48,1 kg |

|                      |   |
|----------------------|---|
| Materials            | High quality stainless steel  |
| Warranty             | 5 years (When the re-certification and annual inspection is followed)   |
| Documentation        | Certificates, Installation-, Operation-, and Maintenance Manual   |
| Packaging            | Wooden case   |
| Optional Accessories | <ul style="list-style-type: none"> <li>Certified bolts and nuts</li> <li>Henriksen Lifting Ring</li> <li>Integrated Henriksen System (IHS)</li> </ul> |

The HOOKS on this page are all tested and delivered with product certificate and approved by Det Norske Veritas (DNV).



| PART NO. | HOOK        | SWL       | A   | B   | C   | D   | E   | F  | G   | H   | I  | J  | WEIGHT  |
|----------|-------------|-----------|-----|-----|-----|-----|-----|----|-----|-----|----|----|---------|
| HH000154 | HMKWSG 15   | 15 000 kg | 290 | 340 | Ø25 | 150 | 200 | 22 | 220 | 568 | 75 | 51 | 65,7 kg |
| HH000155 | HMKWSR 15   | 15 000 kg | 290 | 340 | Ø25 | 150 | 200 | 22 | 220 | 568 | 75 | 51 | 64,5 kg |
| HH007764 | HMKWSG 22,5 | 22 500 kg | 290 | 340 | Ø25 | 150 | 200 | 22 | 220 | 575 | 86 | 56 | 67,1 kg |
| HH007765 | HMKWSR 22,5 | 22 500 kg | 290 | 340 | Ø25 | 150 | 200 | 22 | 220 | 575 | 86 | 56 | 64,9 kg |

|                      |   |
|----------------------|---|
| Materials            | High quality stainless steel  |
| Warranty             | 5 years (When the re-certification and annual inspection is followed)   |
| Documentation        | Certificates, Installation-, Operation-, and Maintenance Manual   |
| Packaging            | Wooden case   |
| Optional Accessories | <ul style="list-style-type: none"> <li>• Certified bolts and nuts</li> <li>• Henriksen Lifting Ring</li> <li>• Integrated Henriksen System (IHS)</li> </ul> |

The HOOKS on this page are all tested and delivered with product certificate and approved by Det Norske Veritas (DNV).

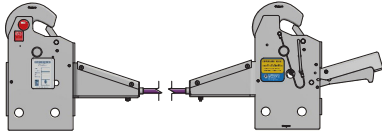






# TWIN HOOKS SYSTEMS

**HOOKS**  
SAFETY QUICK RELEASE HOOKS



## TWIN HOOK SYSTEMS

Henriksen Twin hook system has proven to be the best system for launch and recovery of large workboats for navies and the offshore industry. The system is based on the same principles as our traditional Henriksen single point lift.

|              |            |
|--------------|------------|
| HOOK         | HMKTW*     |
| RING         | HLR / HLRE |
| SWIVEL JOINT | HSL        |

## TWIN HOOK

We deliver twin systems for different types of crafts in several versions. The system can be operated manually, pneumatic or electrically. We can also integrate the painter hook in to the system. This will reduce the risk of operational danger during launch and recovery of the boat.

The hooks are off-load hooks (inherently safe system) and a twin system is the safest way to launch a tender, interceptor or workboat which does not require approval as a lifeboat/FRC.



## LIFTING RINGS

We supply Henriksen original lifting rings for all Henriksen hooks. They are safe and easy to operate with handles that provide a good grip. We strongly recommend the use of our Henriksen lifting rings with our Henriksen hooks as these have geometry that is designed to fit together.

## OPERATION OF AN OFF-LOAD HOOK

### Launch

1. When the boat is being lowered down and is close to water level, activate the twin release system.
2. When the boat is waterborne, the hooks automatically release the lifting rings.


### Recovery

1. Prepare the hooks for recovery by resetting the system.
2. Grab the lifting rings and connect them by pushing them into the hooks.

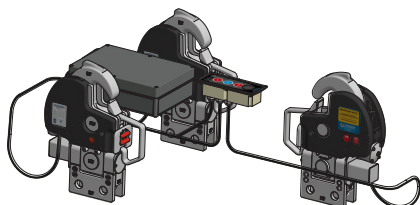
## INTEGRATED HENRIKSEN SYSTEM

All Henriksen HMK hooks can be used in combination with an Integrated Henriksen System (IHS) and a painter hook. We recommend using an IHS system anywhere applicable as it removes the possibility of certain major operator errors and thereby significantly reduces operational risk.

- All materials used in the Henriksen Hooks are high quality and suitable for marine environment (saltwater proof). The hooks are made of stainless steel and duplex steel.
- All hooks are delivered in a practical wooden box.



# MULTI HOOK SYSTEMS

**HOOKS**  
 SAFETY QUICK RELEASE HOOKS


## HHSRM

The newly developed HHSRM system combines 3 to 4 HHSR 12 ton hooks in a multi configuration. A system built for extra heavy and stable lifting, implementing all our knowledge and safety features from twin hooks systems, to an even more capable multi hook system.

| HOOK         | HHSR       |
|--------------|------------|
| RING         | HLRE       |
| SWIVEL JOINT | INTEGRATED |

## HEAVY AND STABLE LIFTING

The HHSRM system was developed to meet the increasing demands for heavy and stable lifting that is best suited for certain vessels. The HHSRM uses our tried and tested compact HHSR 12 ton electrical release hooks. In a system that is able to “communicate” and ensure all hooks are off-load before release. Once off-load, all hooks will release simultaneously, making for a safe launch and recovery operation. Capable of lifting up to 36 or 48 tonnes depending on configuration.

## SYNCHRONIZED RELEASE

The HHSRM system is made possible by our “expansion cabinets”. These cabinets are best described as a signal splitter. That communicates the operation of two hooks with one source.

Making it possible to operate up to 4 separate hooks from a single ELP panel. While maintaining the critical safety of hook synchronization, that ensures all hooks are off-load before releasing.



## OPERATION OF A HENRIKSEN REMOTE RELEASE OFF-LOAD HOOK

### Launch

1. When the boat is being lowered down, is clear off all obstacles and close to the water level, use the control panel to activate the hook release mechanism. When the boat is waterborne, the hook automatically releases the lifting ring.

### Recovery

1. Prepare the hook for recovery by closing the hook and making sure the handle lock is in bottom position.
2. Grab the lifting ring and connect it by pushing it into the hook.



## LIFTING RINGS

We supply Henriksen original lifting rings for all Henriksen hooks. They are safe and easy to operate with handles that provide a good grip. We strongly recommend the use of our Henriksen lifting rings with our Henriksen hooks as these have geometry that is designed to fit together.

See our recommended **HLRE** lifting ring selection for these hooks.

## INTEGRATED HENRIKSEN SYSTEM

All Henriksen HHSR hooks and HHSRM systems can be used in combination with an Integrated Henriksen System (IHS) and a painter hook. We recommend using a IHS system anywhere applicable as it removes the possibility of certain major operator errors and thereby significantly reduces operational risk.

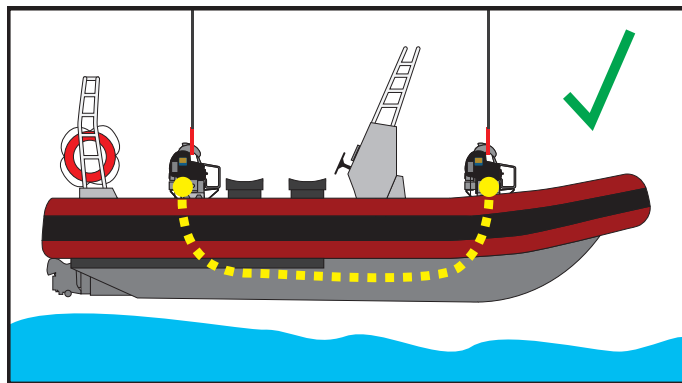
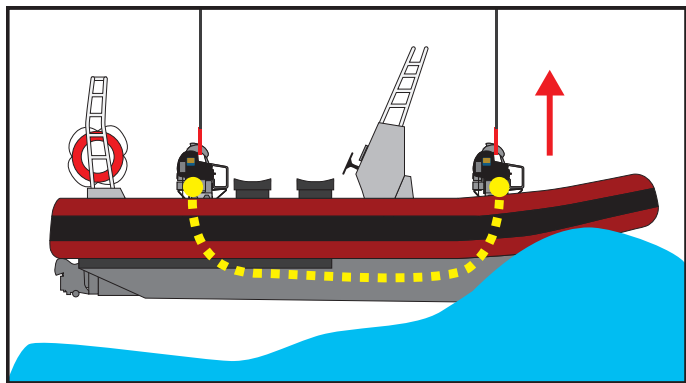
- All materials used in the Henriksen Hooks are high quality and suitable for marine environment (saltwater proof).
- All hooks are delivered in a practical wooden box.

## SYNCHRONIZED

When lifting a vessel with a twin hook or multi hook setup, it is important that all the hooks are synchronized so that all hooks open and close at the same time. All our twin and multi hook systems operate by these principles.

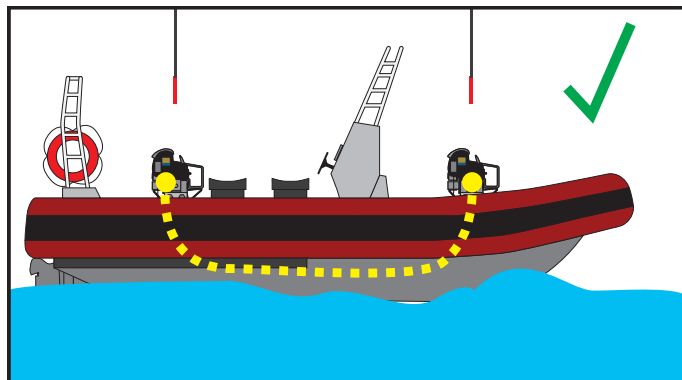
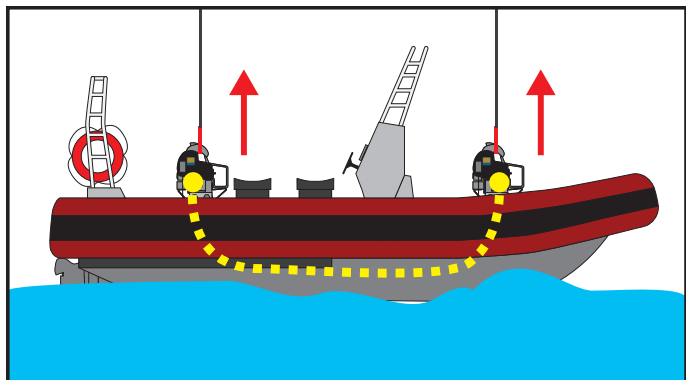
### ONE HOOK IS OFF-LOADED: ALL HOOKS STAY CLOSED

All of our twin / multi hook systems are designed with a connection between the hooks that ensures all hooks will stay closed if only one of them are off-loaded.



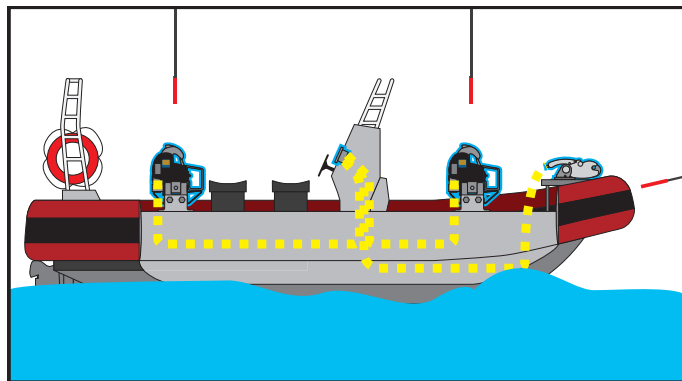
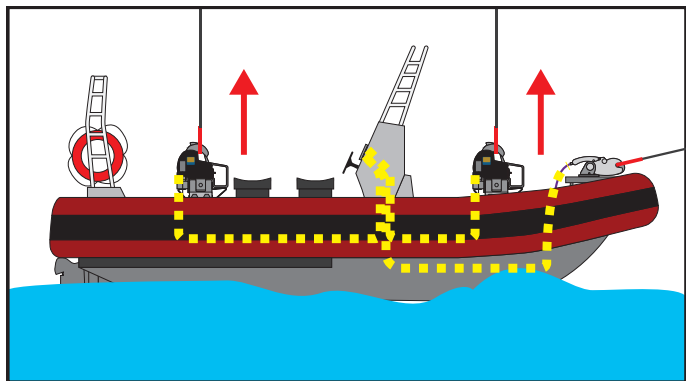
### ALL HOOKS ARE OFF-LOADED: ALL HOOKS OPEN

All of our twin / multi hook systems are designed with a connection between the hooks that ensures all hooks will open at the same time.



### TWIN / MULTI SYSTEM WITH IHS

All twin and multi systems can be delivered with a painter in an IHS configuration for an even safer operation.



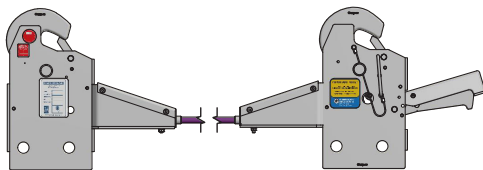
The HOOKS on this page are all tested and delivered with product certificates.

For more information please visit: [www.hhenriksen.com](http://www.hhenriksen.com)

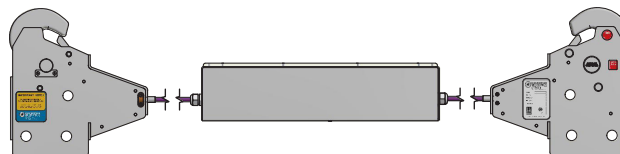
## HENRIKSEN

H. Henriksen AS  
Træleborgveien 15  
3112 Tønsberg  
Phone: 333 78 400  
Mail: [hooks@hhenriksen.com](mailto:hooks@hhenriksen.com)

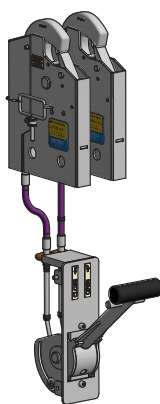
**HMKTW**  
Manual Simultaneous Release Twin System  
(7 / 16 / 30)



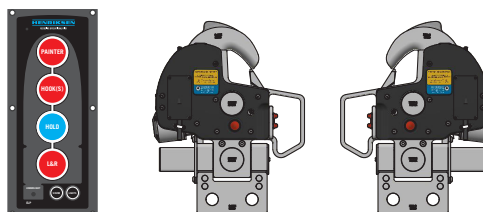
**HMKTWE**  
Electric Simultaneous Release Twin System  
(10 / 16 / 24 / 30)



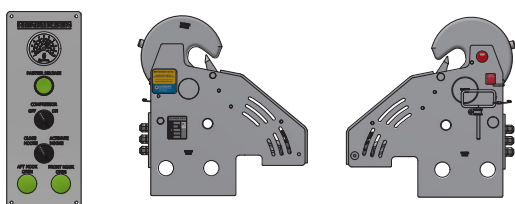
**HMKTWV**  
Remote Simultaneous Release Twin System  
with vertical cable entry  
(7 / 10 / 16 / 30)



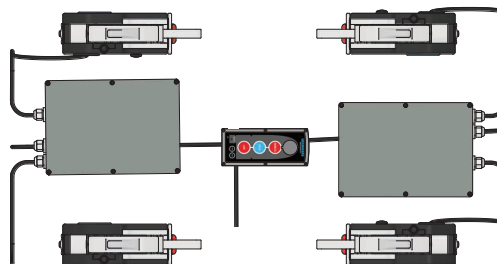
**HHSRT**  
Electric Simultaneous Release Twin System  
(24)



**HMKTWP**  
Pneumatic Simultaneous Release Twin System  
(24 / 30)



**HHSRM**  
Electric Simultaneous Release Multi System  
(36 / 48)



|                      |   |
|----------------------|---|
| Materials            | High quality stainless steel  |
| Warranty             | 5 years (When the re-certification and annual inspection is followed)   |
| Documentation        | Certificates, Installation-, Operation-, and Maintenance Manual   |
| Packaging            | Wooden case   |
| Optional Accessories | <ul style="list-style-type: none"> <li>• Certified bolts and nuts</li> <li>• Henriksen Swivel Joint</li> <li>• Henriksen Lifting Ring</li> <li>• Integrated Henriksen System (IHS)</li> </ul> |

The HOOKS on this page are all tested and delivered with product certificates.

For more information please visit: [www.hhenriksen.com](http://www.hhenriksen.com)

**HENRIKSEN**

H. Henriksen AS  
Træleborgveien 15  
3112 Tønsberg  
Phone: 333 78 400  
Mail: [hooks@hhenriksen.com](mailto:hooks@hhenriksen.com)



## CRANE HOOKS

**HOOKS**  
SAFETY QUICK RELEASE HOOKS



### HCH 1,5 HCHT 3,5 / 6,5 / 10

Off-load Lifting hook for fast rescue crafts and other types of boats with lifting slings.


HOOK      HCH(T)

### CRANE HOOKS

The HCH hooks are off-load crane hooks designed for lifting Fast Rescue Crafts, Man-Over-Board boats, Rigid Inflatable Boats (RIB) and tenders with a total weight of up to 10 000 kg. The HCH hooks are designed for use on small boats for military, offshore and the leisure market.

### LIGHT WEIGHT

The Henriksen Crane Hooks differs from all our other hooks by being attached to the crane/davit instead of the boat. The advantage of attaching the hook to the boat, is that the weight of the crane line is kept at a minimum. A light line is safer and easier to handle, especially in rough weather. A crane hook adds more weight to the crane/davit line than a lifting ring and it is therefore critical to keep the weight of the crane hook at a minimum. All our crane hooks have therefore been designed to be as light as possible, and every HCH hook (except the smallest HCH 1,5) are all made exclusively out of grade 5 Titanium.



### OPERATION OF AN OFF-LOAD CRANE HOOK

#### Launch

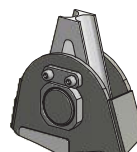
1. When the boat is close to water level, pull the release cord.
2. When the boat is waterborne, the hook will release automatically.

#### Recovery

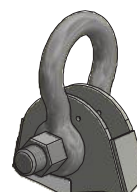
1. Grab the hook.
2. Prepare for recovery by setting the reset lever into "closed position".
3. Close the hook.
4. Connect the lifting ring by pushing it into the hook.

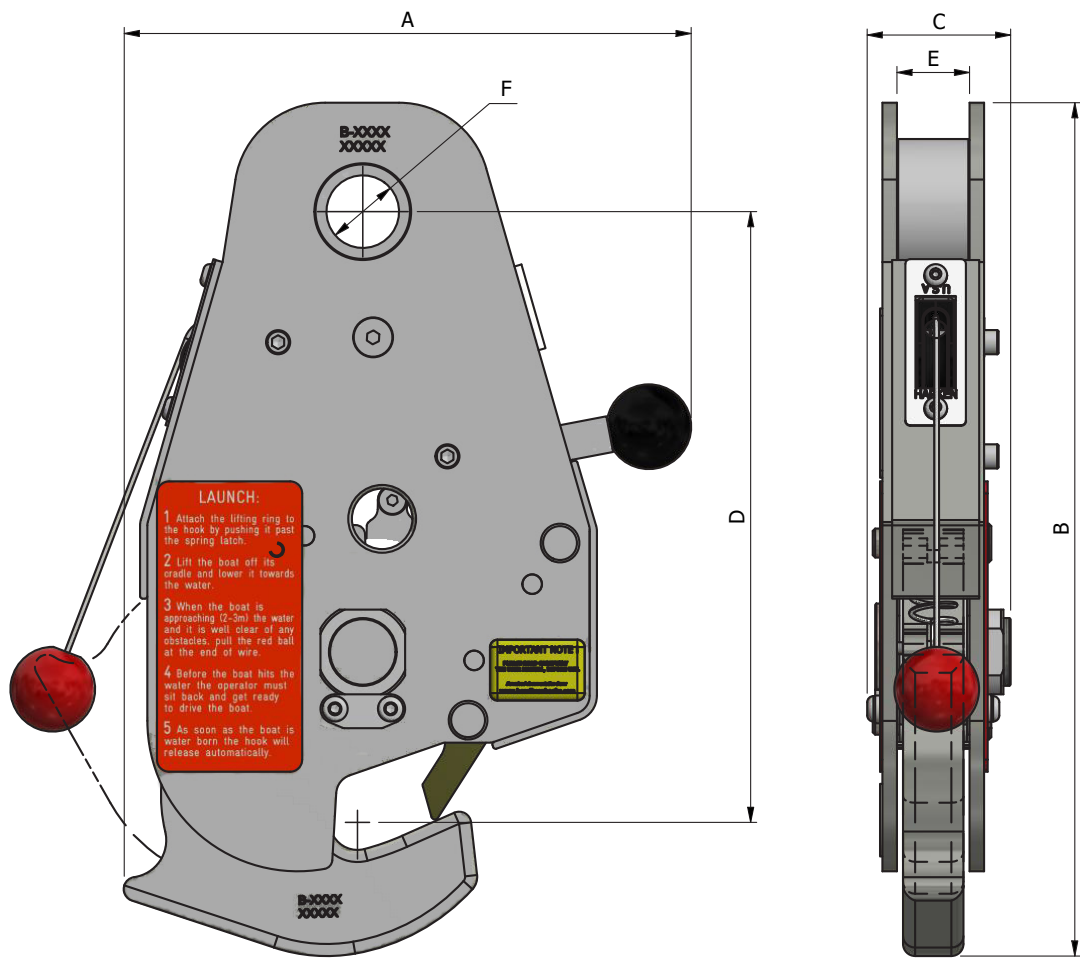
The HCH hooks are available with several different connectors, depending on hook model. Please contact us for details about the different hooks and their connector options.

Thimble



Shackle





| PART NO. | HOOK     | SWL       | A   | B   | C  | D   | E    | F   | WEIGHT  |
|----------|----------|-----------|-----|-----|----|-----|------|-----|---------|
| HH000032 | HCH 1,5  | 1 650 kg  | 118 | 235 | 53 | 168 | 20   | Ø20 | 2,22 kg |
| HH006911 | HCHT 3,5 | 3 500 kg  | 183 | 304 | 50 | 209 | 22,6 | Ø31 | 2,70 kg |
| HH000094 | HCHT 6,5 | 6 500 kg  | 235 | 353 | 58 | 253 | 30   | Ø30 | 5,90 kg |
| HH003470 | HCHT 10  | 10 000 kg | 231 | 379 | 78 | 251 | 35   | Ø40 | 7,70 kg |

|                      |   |
|----------------------|---|
| Materials            | High quality stainless steel / grade 5 titanium   |
| Warranty             | 5 years (When the re-certification and annual inspection is followed) for all HCHT Hooks                              |
| Documentation        | Certificates, Installation-, Operation-, and Maintenance Manual   |
| Packaging            | Wooden case   |
| Optional Accessories | <ul style="list-style-type: none"> <li>• Certified Thimbles and Shackles</li> <li>• Henriksen Lifting Ring</li> </ul> |



The HOOKS on this page are all tested and delivered with European Community "MED" CERTIFICATES approved by Det Norske Veritas. Test certificates are based upon IMO / SOLAS.

For more information please visit: [www.hhenriksen.com](http://www.hhenriksen.com)



H. Henriksen AS  
 Træleborgveien 15  
 3112 Tønsberg  
 Phone: 333 78 400  
 Mail: [hooks@hhenriksen.com](mailto:hooks@hhenriksen.com)

## LIFERAFT HOOKS

**HOOKS**  
SAFETY QUICK RELEASE HOOKS



### HLH 1,5 / 3,5

Off-load / on-load crane hooks for lifting Fast Rescue Crafts, Man-Over-Board boats, Rigid Inflatable Boats, tenders and liferafts.

HOOK      HLH

### LIFERAFT HOOKS

The HLH hooks are off-load / on-load crane hooks designed for lifting Liferafts and Man-Over-Board boats with a total weight of up to 3 500 kg.

The HLH hooks are designed for use for the offshore, military and the cruise ship market. The hooks are available in two versions for 1 500 kg and 3 500 kg loads.

### OPERATION OF AN OFF-LOAD LIFERAFT HOOK

To activate the automatic release facility, a liferaft occupant pulls a red knob downwards when the liferaft is just one or two meters above the water.

When the liferaft is waterborne and the load on the hook is less than 30 kg, it opens automatically enabling the liferaft to drift free and for the fall wire to be hoisted in.



If conditions are such that it is not possible to use the automatic release capability, the Henriksen Liferaft Hook also offers a manual opening facility. It can be used if the raft is on the water but is being pulled by a strong current or by vessel movement and the automatic release capacity is not enough. Under these circumstances, a green grip on the hook can be pulled strongly and the hook will open.

When the crane operating crew has recovered the hook, it can be reset quickly and simply for re-use by setting the release handle back to its original position. With the hook element reset it can be clipped into the lifting arrangement on the next liferaft for launching.



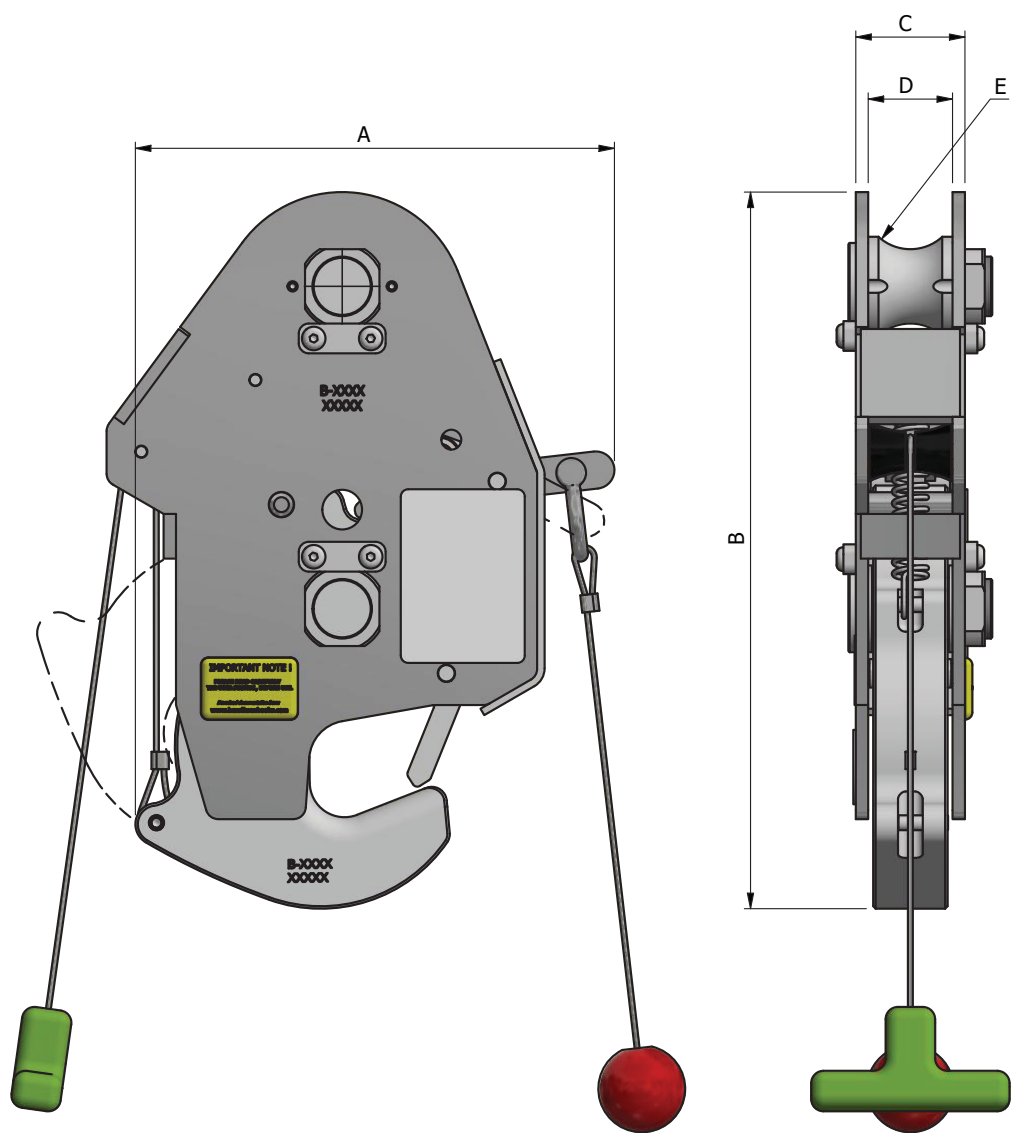
### LIFTING RINGS

We supply Henriksen original lifting rings for all Henriksen hooks. They are safe and easy to operate with handles that provide a good grip. We strongly recommend the use of our Henriksen lifting rings with our Henriksen hooks as these have geometry that is designed to fit together.

Mount the hook at the end of the wire from the crane or davit, or use a shackle. Henriksen top attachments (shackle) are available.

The hook is manufactured according to latest regulation and tested to the LSA code.

- All materials used in the Henriksen Hooks are high quality and suitable for marine environment (saltwater proof).
- All hooks are delivered in a practical wooden box.



| PART NO. | HOOK    | SWL      | A   | B   | C  | D  | E   | WEIGHT |
|----------|---------|----------|-----|-----|----|----|-----|--------|
| HH000236 | HLH 1,5 | 1 500 kg | 169 | 231 | 33 | 25 | Ø30 | 3,3 kg |
| HH000177 | HLH 3,5 | 3 500 kg | 193 | 289 | 44 | 34 | Ø38 | 5,8 kg |

|                      |  |
|----------------------|--|
| Materials            | High quality stainless steel   |
| Warranty             | 5 years (When the re-certification and annual inspection is followed) for all HLH Hooks              |
| Documentation        | Certificates, Installation-, Operation-, and Maintenance Manual                                      |
| Packaging            | Wooden case  |
| Optional Accessories | <ul style="list-style-type: none"> <li>Certified shackles</li> <li>Henriksen Lifting Ring</li> </ul> |



The HOOKS on this page are all tested and delivered with European Community “MED” CERTIFICATES approved by Det Norske Veritas. Test certificates are based upon IMO / SOLAS.

For more information please visit: [www.hhenriksen.com](http://www.hhenriksen.com)

**HENRIKSEN**

H. Henriksen AS  
 Træleborgveien 15  
 3112 Tønsberg  
 Phone: 333 78 400  
 Mail: [hooks@hhenriksen.com](mailto:hooks@hhenriksen.com)



## PAINTER HOOKS

**HOOKS**  
SAFETY QUICK RELEASE HOOKS



### HPH 2,5 / 5

On-load release painter hooks for fast rescue crafts, RIBs, MOBs working boats and other types of boats.

| HOOK | HPH |
|------|-----|
| RING | HPR |

### PAINTER HOOKS

A Henriksen Painter Hook is placed in the bow of e.g. a MOB boat and connected to a painter line in order to ensure that the MOB boat is kept in the correct direction and position during both launch and recovery. The Henriksen Painter Hooks are designed for boats with a total weight of up to 20 000 kg. Our guidelines dictate that the painter hook rating (SWL) should be at least half of the total weight of the boat.

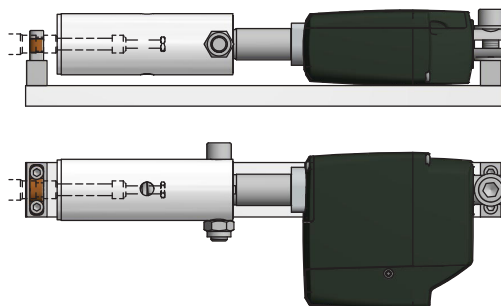
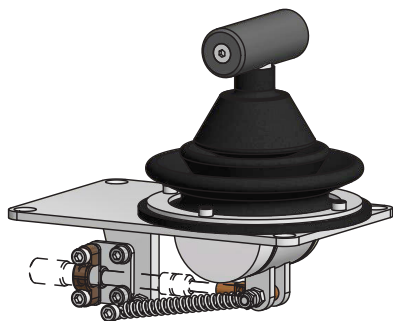
### OPERATION OF A PAINTER HOOK

1. Before launch: connect the painter line to the painter hook.
2. Connect the main lifting hook.
3. Lower / launch the boat.
4. Activate the hook opening mechanism when the boat is clear of all objects and close to the water.
5. The main lifting hook opens/releases when the boat hits the water.
6. Release the painter hook when crew is ready.



Most of our painter hooks are operated with a remote control handle. This makes it easy for the operator in the helms mans position to have full control over the boat and thereby reducing operational risk.

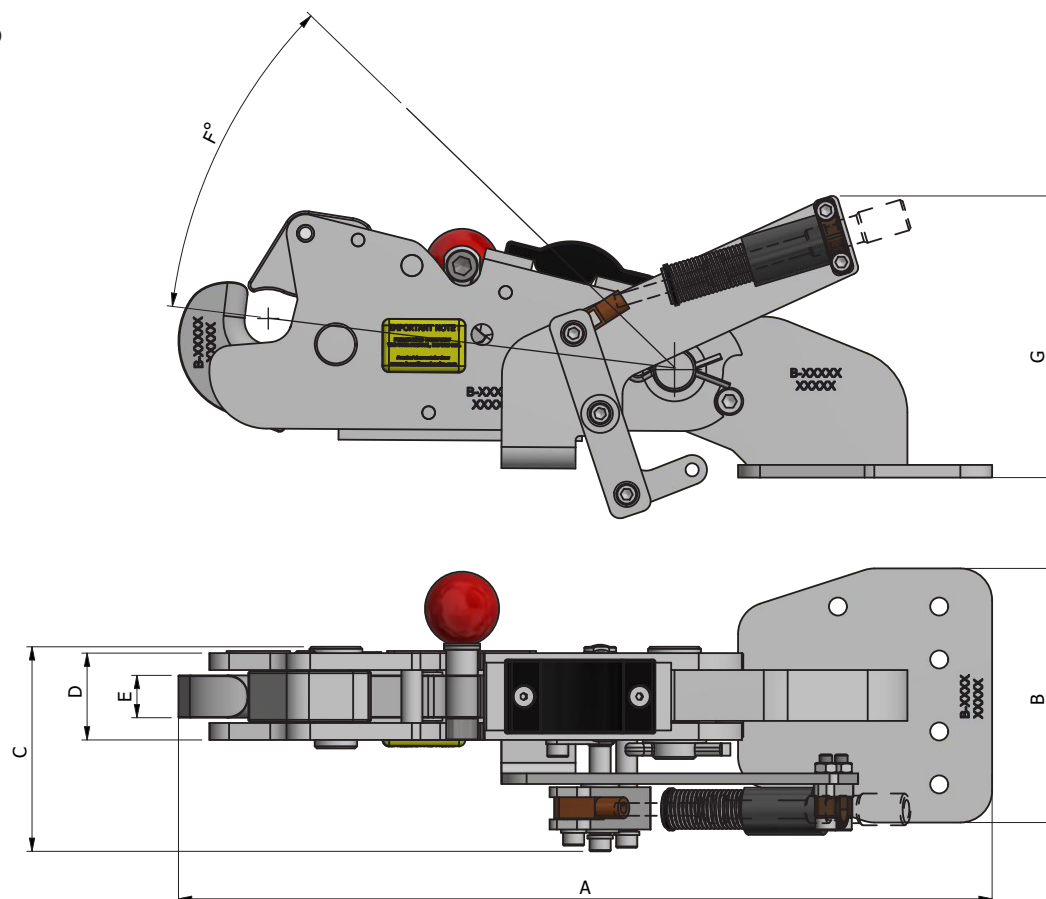
The ELA electric adapter is an accessory for the painter hook that is suitable for both standalone use, as well as together with a lifting hook and the ELP control panel. This combination will also provide a safer lifting operation provided by safety features integrated in the control panel.



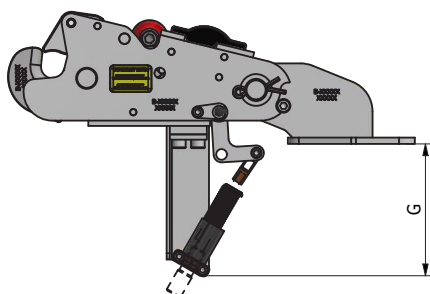
All our painter hooks can be used together with the Integrated Henriksen System (IHS), which eliminates the possibility of opening the painter hook before the main hook.

To read more about the ELA electric adapter, see the dedicated ELA page.

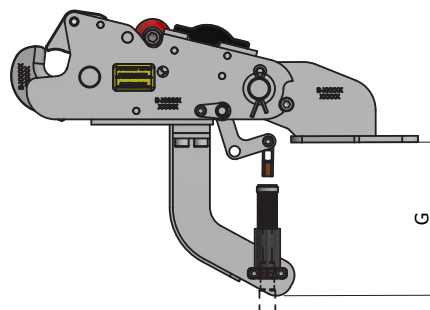
## HPHH 2,5



## HPHR 2,5



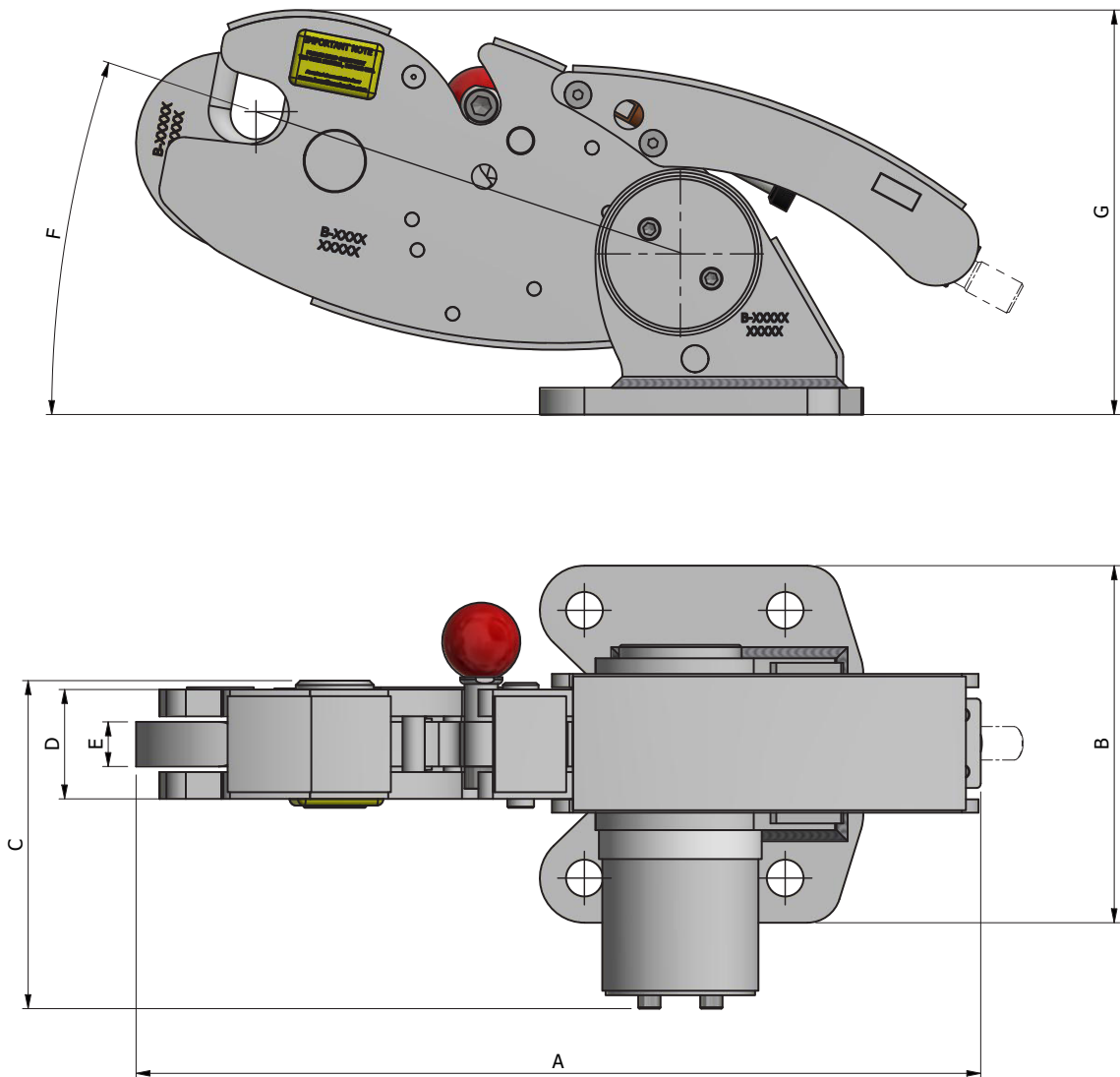
## HPHV 2,5



| PART NO. | HOOK     | SWL      | A   | B   | C  | D  | E  | F   | G   | WEIGHT  |
|----------|----------|----------|-----|-----|----|----|----|-----|-----|---------|
| HH001543 | HPHH 2,5 | 2 500 kg | 384 | 120 | 97 | 41 | 20 | 30° | 128 | 7,15 kg |
| HH000103 | HPHR 2,5 | 2 500 kg | 384 | 120 | 97 | 41 | 20 | 30° | 140 | 6,64 kg |
| HH001542 | HPHV 2,5 | 2 500 kg | 384 | 120 | 97 | 41 | 20 | 30° | 144 | 6,88 kg |

|                      |   |
|----------------------|---|
| Materials            | High quality stainless steel  |
| Warranty             | 5 years (When the re-certification and annual inspection is followed)   |
| Documentation        | Certificates, Installation-, Operation-, and Maintenance Manual   |
| Packaging            | Wooden case   |
| Optional Accessories | <ul style="list-style-type: none"> <li>Henriksen Painter Ring</li> <li>Integrated Henriksen System (IHS)</li> </ul> |

HPH 5



| PART NO. | HOOK    | SWL      | A   | B   | C  | D  | E  | F           | G   | WEIGHT  |
|----------|---------|----------|-----|-----|----|----|----|-------------|-----|---------|
| HH001959 | HPHRH 5 | 5 000 kg | 378 | 181 | 20 | 49 | 20 | -7° ... 30° | 181 | 7,87 kg |

|                      |  |
|----------------------|--|
| Materials            | High quality stainless steel   |
| Warranty             | 5 years (When the re-certification and annual inspection is followed)  |
| Documentation        | Certificates, Installation-, Operation-, and Maintenance Manual  |
| Packaging            | Wooden case  |
| Optional Accessories | <ul style="list-style-type: none"><li>Henriksen Painter Ring</li><li>Integrated Henriksen System (IHS)</li></ul> |



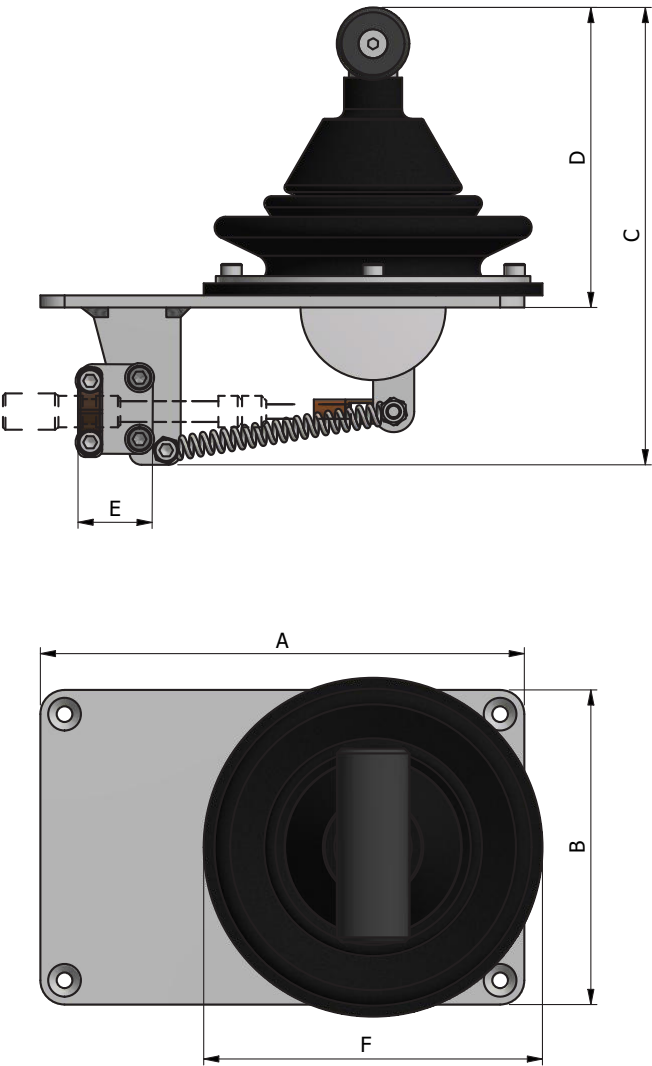
The HOOKS on this page are all tested and delivered with product certificate and Type Approval Certificate from Det Norske Veritas (DNV) according to DNVGL-ST-0378

For more information please visit: [www.hhenriksen.com](http://www.hhenriksen.com)



H. Henriksen AS  
Træleborgveien 15  
3112 Tønsberg  
Phone: 333 78 400  
Mail: [hooks@hhenriksen.com](mailto:hooks@hhenriksen.com)

REMOTE CONTROL



| PART NO. | For SWL  | A   | B   | C   | D   | E  | F    | WEIGHT  |
|----------|----------|-----|-----|-----|-----|----|------|---------|
| HH000057 | 2 500 kg | 200 | 130 | 189 | 124 | 30 | Ø140 | 2,45 kg |
| HH005087 | 5 000 kg | 200 | 130 | 189 | 124 | 70 | Ø140 | 2,50 kg |

|               |   |
|---------------|---|
| Materials     | High quality stainless steel  |
| Warranty      | 5 years (When the re-certification and annual inspection is followed) |
| Documentation | Certificates, Installation-, Operation-, and Maintenance Manual       |
| Packaging     | Wooden case   |



The HOOKS on this page are all tested and delivered with product certificate and Type Approval Certificate from Det Norske Veritas (DNV) according to DNVGL-ST-0378

For more information please visit: [www.hhenriksen.com](http://www.hhenriksen.com)



H. Henriksen AS  
Træleborgveien 15  
3112 Tønsberg  
Phone: 333 78 400  
Mail: [hooks@hhenriksen.com](mailto:hooks@hhenriksen.com)



## CAPTURE CLAW PAINTER HOOKS

**HOOKS**  
SAFETY QUICK RELEASE HOOKS



### HPHA 2,5 / 5 / 7

On-load release painter hook and capture claw for fast rescue crafts, RIBs, MOBs, working boats and other types of boats.

HOOK

HPHA

### CAPTURE CLAW HOOKS

A Henriksen Capture Claw is placed in the bow of e.g a MOB boat and can be used as both a ramp capture claw hook and a Painter hook for normal davit launch and recovery. This makes the hook very versatile for multi launch operations.

The HPHA are designed for boats with a total weight of up to 10 000 kg. Our guidelines dictates that the painter hook rating (SWL) should be at least half of the total weight of the boat.

Our HPHA hooks are operated with a remote control handle. This makes it easy for the operator in the helms mans position to have full control over the boat and thereby reducing operational risk. Alternatively, the HPHA also has a manual release at the hook.

### RAMP OPERATION

The HPHA hooks can, if used together with a catch system, be used as a RAMP hook. The HPHA can catch and secure itself to a horizontally suspended catch rope. A typical Launch and recovery operation from a ramp would be as follows:

#### Launch

1. Crew and boat is made ready to release while the boat is in the ramp.
2. The HPHA is released with the remote release handle.
3. The boat slides down the ramp and out into sea.

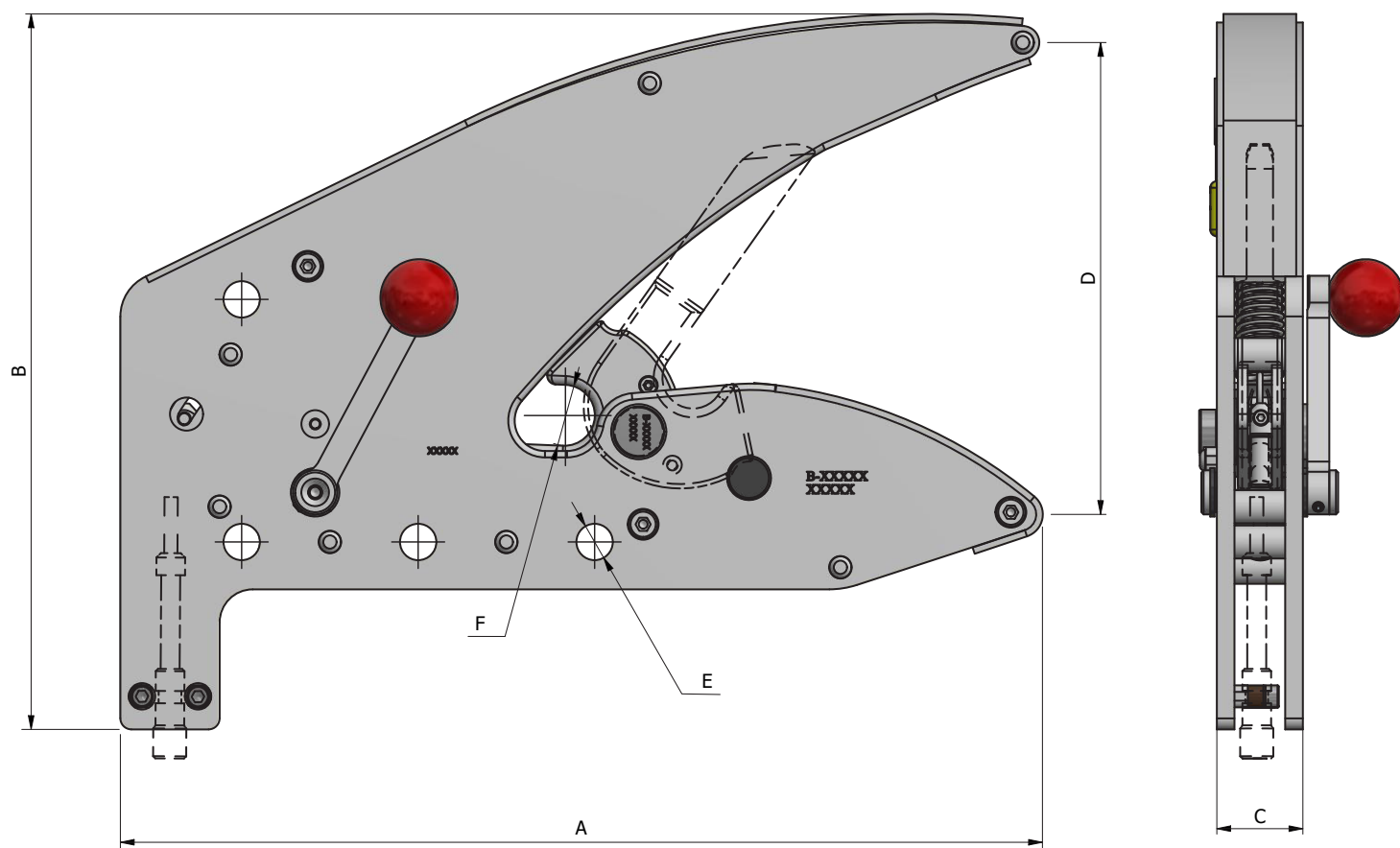
#### Recovery

1. The boat align itself with the ramp on the mother vessel.
2. The boat drives up the ramp towards a suspended catch line.
3. The HPHA connects and lock on to the catch line, and the boat is securely fastened to the mother vessel.

### PAINTER OPERATION

THE HPHA can also work as a normal Painter hook. See chapter for painter hooks for more information. HPHA are designed to catch a suspended rope, but as a painter hook it can be linked with a steel ring or a rope.





| PART NO. | HOOK     | SWL      | A                | B                | C  | D                | E     | F   | WEIGHT  | SAFETY FACTOR  |
|----------|----------|----------|------------------|------------------|----|------------------|-------|-----|---------|----------------|
| HH000164 | HPHA 2,5 | 2 500 kg | 418              | 324              | 39 | 213              | Ø16,5 | Ø25 | 11,0 kg | 4              |
| HH003095 | HPHA 5,0 | 5 000 kg | 768              | 528              | 90 | 428              | Ø20,5 | Ø55 | 29,6 kg | 4              |
| HH000305 | HPHA 7,0 | 7 000 kg | 666 <sup>1</sup> | 378 <sup>1</sup> | 55 | 200 <sup>1</sup> | Ø24,5 | Ø55 | 25,5 kg | 6 <sup>2</sup> |

|                      |   |
|----------------------|---|
| Materials            | High quality stainless steel  |
| Warranty             | 5 years (When the re-certification and annual inspection is followed)   |
| Documentation        | Certificates, Installation-, Operation-, and Maintenance Manual   |
| Packaging            | Wooden case   |
| Optional Accessories | <ul style="list-style-type: none"> <li>Henriksen Painter Ring</li> <li>Integrated Henriksen System (IHS)</li> </ul> |

<sup>(1)</sup> May vary depending on size of custom guide pieces.

<sup>(2)</sup> HPHA 7 is type approved according to DNV-ST-0498.

## HITCH HOOK

**HOOKS**  
SAFETY QUICK RELEASE HOOKS**HHH 2,5**

On-load release hitch hook and painter hook for fast rescue crafts, RIBs, MOBs, working boats and other types of boats.

HOOKHHH**HITCH HOOK**

The Henriksen Hitch Hook is a hook for anchoring a loose rope to the bow of a working boat. The hook is an on-load hook with a load capacity of 2 500 kg in a pull horizontal and up to 45° from horizontal.

The hook has the capacity to release at any load within the load capacity.

**SAFETY FEATURES**

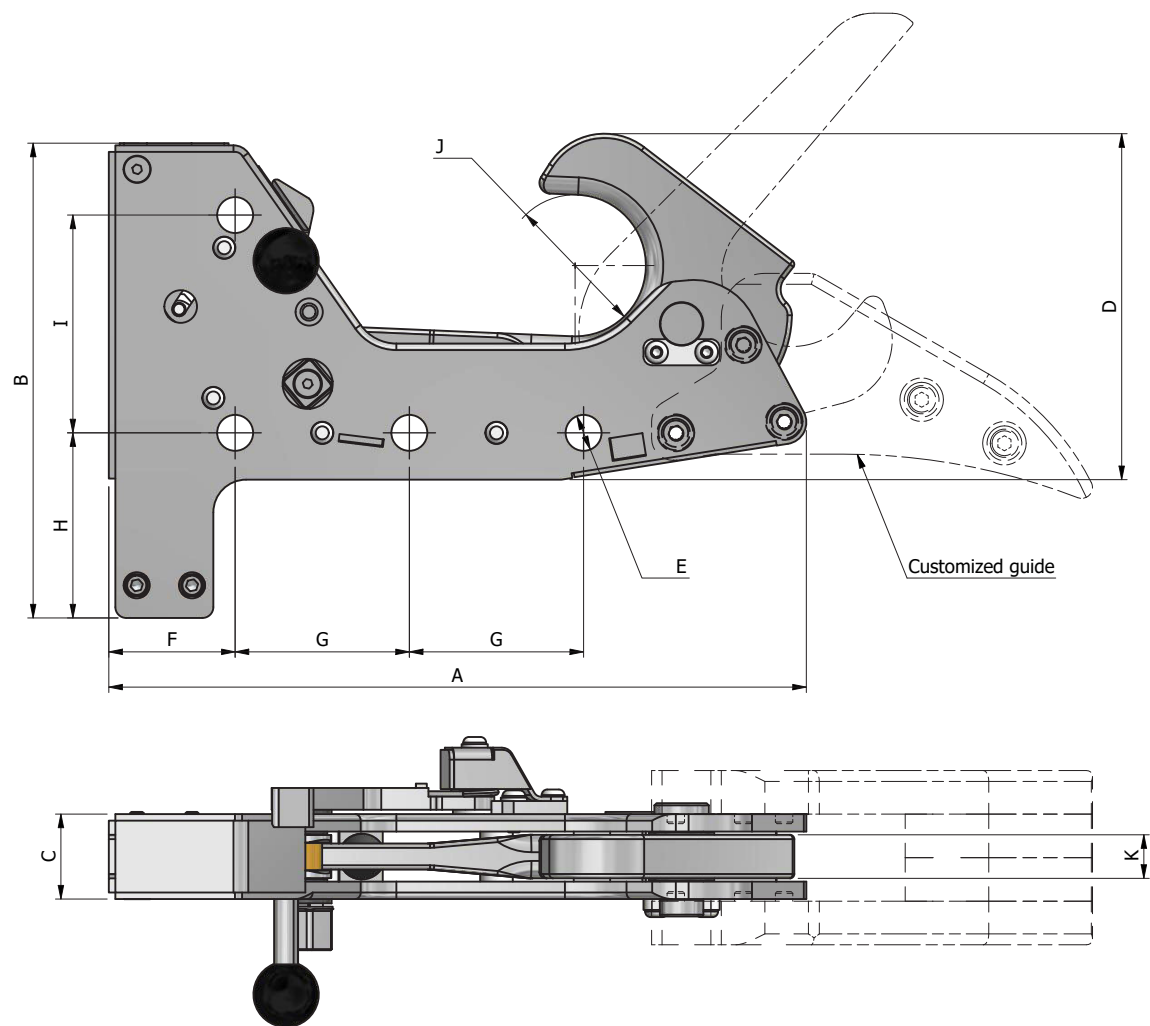
- Factory overload tested and certified
- Safety factor 4
- Easy to install
- Easy to use
- Use with rope, wire or steel rings
- On-load release up to full SWL in all working angles
- Little to none maintenance needed
- Re-certified by manufacturer every 5 years

**HIGH QUALITY**

The HHH hook is made of only high grade stainless steel, which is the same material that is qualified to be used in Life Saving Appliances according to SOLAS. This makes the HHH hook almost maintenance free. The HHH can be mounted in the marine environment (salt water proof) without the need of any coatings or protection.

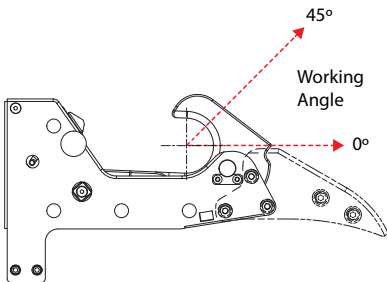
All Henriksen Hooks are delivered in a practical wooden box.





WORKING ANGLES

Vertical: From 0° to 45°  
Horizontal: The direction of the load should be aligned with the axis of the boat.



| PART NO. | HOOK    | SWL      | A   | B   | C  | D   | E     | F  | G  | H  | I   | J   | K  | WEIGHT |
|----------|---------|----------|-----|-----|----|-----|-------|----|----|----|-----|-----|----|--------|
| HH000235 | HHH 2,5 | 2 500 kg | 320 | 217 | 39 | 159 | Ø16,5 | 58 | 80 | 85 | 100 | Ø65 | 20 | 7,0 kg |

|               |   |
|---------------|---|
| Materials     | High quality stainless steel  |
| Warranty      | 5 years (When the re-certification and annual inspection is followed) |
| Documentation | Certificates, Installation-, Operation-, and Maintenance Manual       |
| Packaging     | Wooden case   |



The HOOKS on this page are all tested and delivered with product certificate and Type Approval Certificate from Det Norske Veritas (DNV) according to DNVGL-ST-0378


For more information please visit: [www.hhenriksen.com](http://www.hhenriksen.com)



H. Henriksen AS  
Træleborgveien 15  
3112 Tønsberg  
Phone: 333 78 400  
Mail: [hooks@hhenriksen.com](mailto:hooks@hhenriksen.com)



## TOWING HOOKS

**HOOKS**  
SAFETY QUICK RELEASE HOOKS**HTH 2,5 / 5 / 10**

For towing and hauling operations. Suitable for smaller work boats, rescue boats or other vessels for use in any towing operation up to 10 000 kg bollard pull (BP).

HOOK      HTH**TOWING HOOK**


The Henriksen Towing Hook (HTH) is a series of certified on-load quick release towing hooks with higher quality standard, made for safe and effective towing operations. The hooks are on-load released, and can be released locally or remotely.

**SAFETY FEATURES**

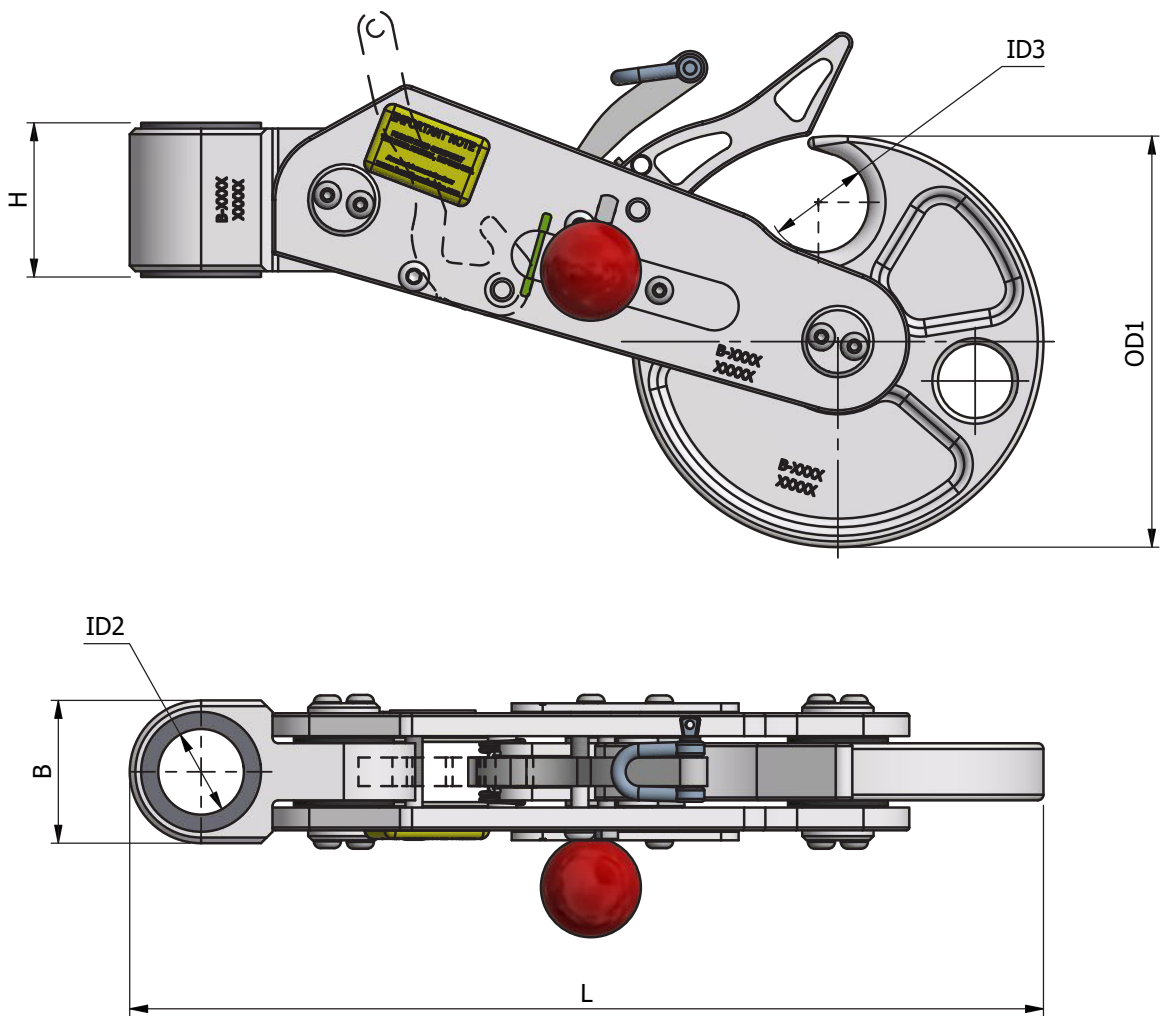
- Factory overload tested and certified
- Safety factor 6
- Easy to install
- Easy to use
- Use with rope, wire or steel rings
- On-load release up to full SWL in all working angles
- Little to none maintenance needed
- Re-certified by manufacturer every 5 years

**ADAPTERS**

The HTH hooks can be delivered with different horizontal or vertical adapters for fastening with screws or welding directly into the boat. Please contact us if you have any questions or specific requirements.

**HIGH QUALITY**

The HTH hooks are made of only high grade stainless steel, which is the same material that is qualified to be used in Life Saving Appliances according to SOLAS. This makes the HTH hooks almost maintenance free. The HTH can be mounted in the marine environment (salt water proof) without the need of any coatings or protection. All Henriksen Hooks are delivered in a practical wooden box.



| PART NO. | HOOK     | SWL       | L   | H   | B   | OD1  | ID2 | ID3 | WEIGHT  |
|----------|----------|-----------|-----|-----|-----|------|-----|-----|---------|
| HH000158 | HTH 2,5  | 2 500 kg  | 320 | 54  | 50  | Ø144 | Ø30 | Ø35 | 4,70 kg |
| HH000166 | HTH 5,0  | 5 000 kg  | 487 | 94  | 80  | Ø218 | Ø40 | Ø50 | 18,0 kg |
| HH000221 | HTH 10,0 | 10 000 kg | 626 | 114 | 100 | Ø299 | Ø50 | Ø70 | 38,1 kg |

|                      |   |
|----------------------|---|
| Materials            | High quality stainless steel  |
| Warranty             | 5 years (When the re-certification and annual inspection is followed) |
| Documentation        | Certificates, Installation-, Operation-, and Maintenance Manual       |
| Packaging            | Wooden case   |
| Optional Accessories | <ul style="list-style-type: none"> <li>Certified Adapters</li> </ul>  |



The HOOKS on this page are all tested and delivered with product certificate and Type Approval Certificate from Det Norske Veritas (DNV) according to DNVGL-ST-0378

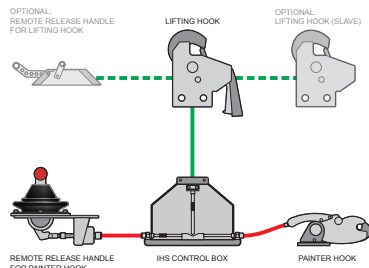
For more information please visit: [www.hhenriksen.com](http://www.hhenriksen.com)



H. Henriksen AS  
 Træleborgveien 15  
 3112 Tønsberg  
 Phone: 333 78 400  
 Mail: [hooks@hhenriksen.com](mailto:hooks@hhenriksen.com)

## INTEGRATED HENRIKSEN SYSTEM (IHS)

**HOOKS**  
SAFETY QUICK RELEASE HOOKS



### INTEGRATED HENRIKSEN SYSTEM (IHS)

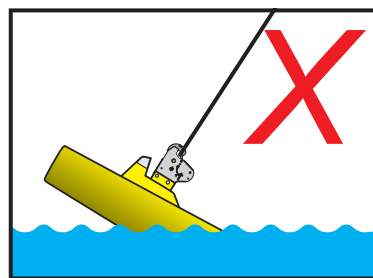
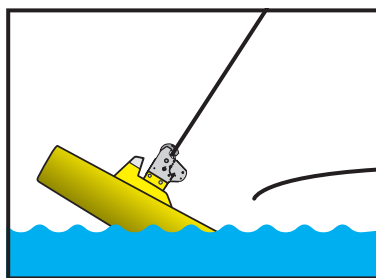
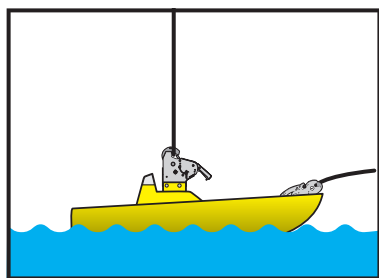
The Integrated Henriksen System is designed to enhance the safety during the launch of a rescue / work boat.

| HOOK   | ALL |
|--------|-----|
| RING   | HLR |
| SWIVEL | N/A |
| JOINT  |     |

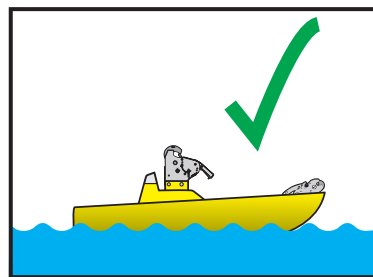
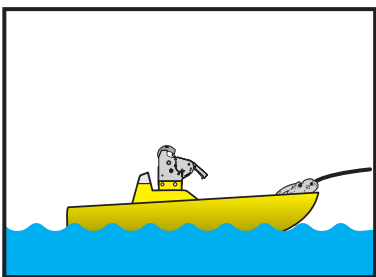
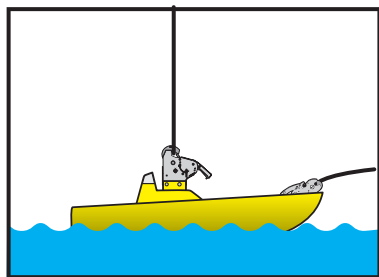
The Integrated Henriksen System (IHS) is a safety system that increases the safety of lifting operations where a painter hook is used in combination with a lifting hook, and especially when the mothership is moving. One of the most dangerous things that can happen when lifting in speed is releasing the painter hook before the lifting hook which will cause the daughtercraft to be towed by its lifting hook. Using a IHS System ensures that the lifting hook has opened before the painter hook can release the painter line.

The IHS is available both as an electric or as a mechanical system, see the illustrations on the next page. The electric system uses flexible electrical wires to connect the components and is controlled with a compact and intuitive control panel. Release of both painter hook and lifting hooks is done with the push of a button. The electric system is easier to use, and takes less room in the boat cockpit panel, but this is not the only advantage. The electric wires are much easier to route and install in the boat. The electrical wires will also not move around when used.

The mechanical version is connected via stainless steel pull/push cables and a painter hook release handle. The lifting hook itself can be opened with a handle on the hook, or be remotely released via an optional hook release handle.

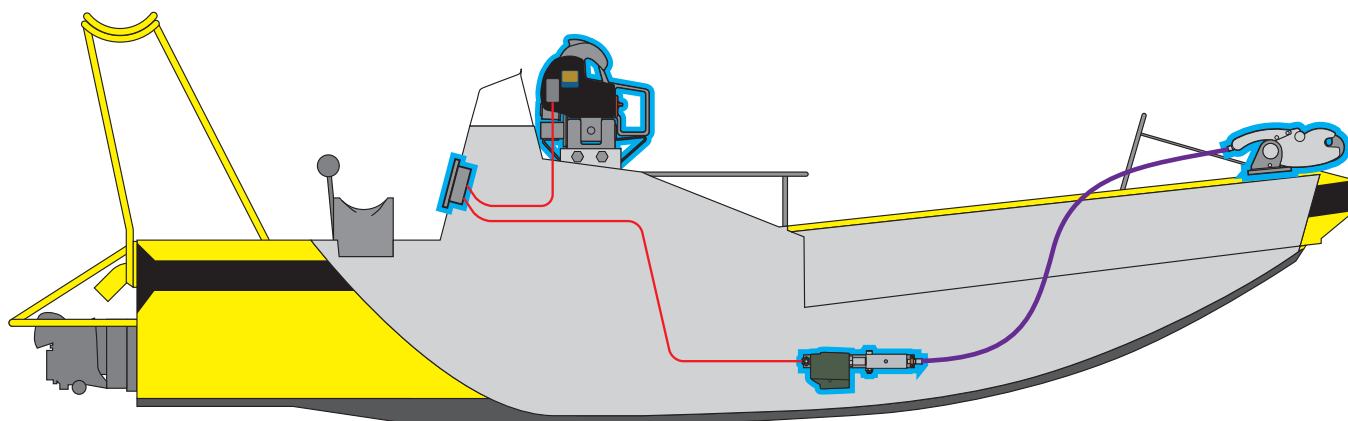


**Without IHS:**  
A dangerous procedural error is possible: Release of painter hook before lifting hook

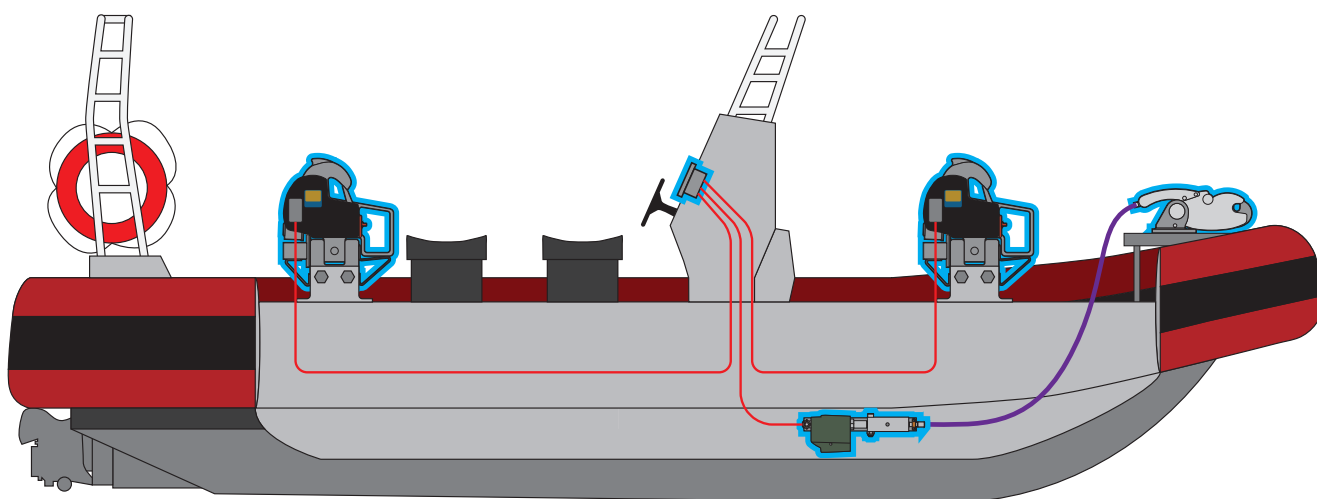


**With IHS:**  
This possibility is removed and lifting hook has to be opened before the painter hook.

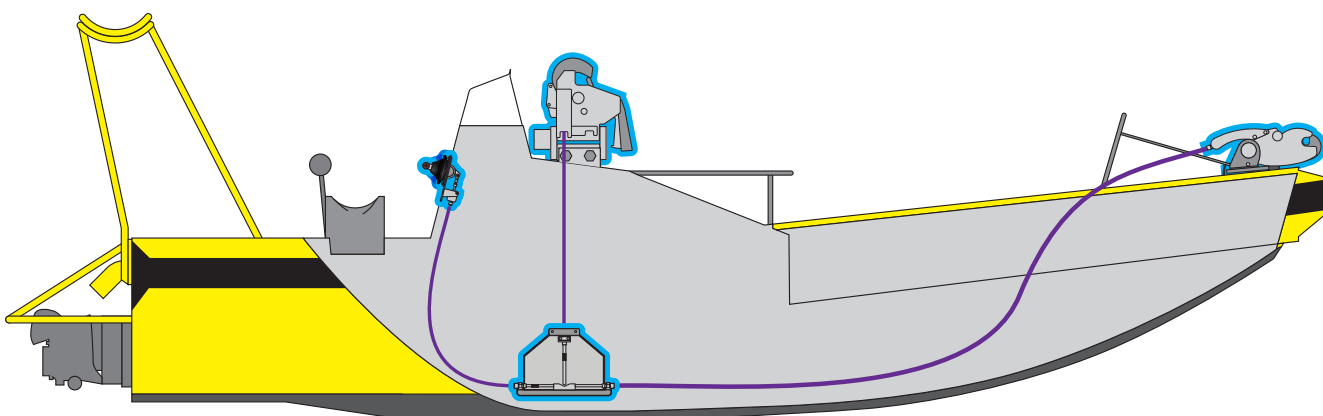
## Electric



## Electric Twin / Multi



## Mechanical





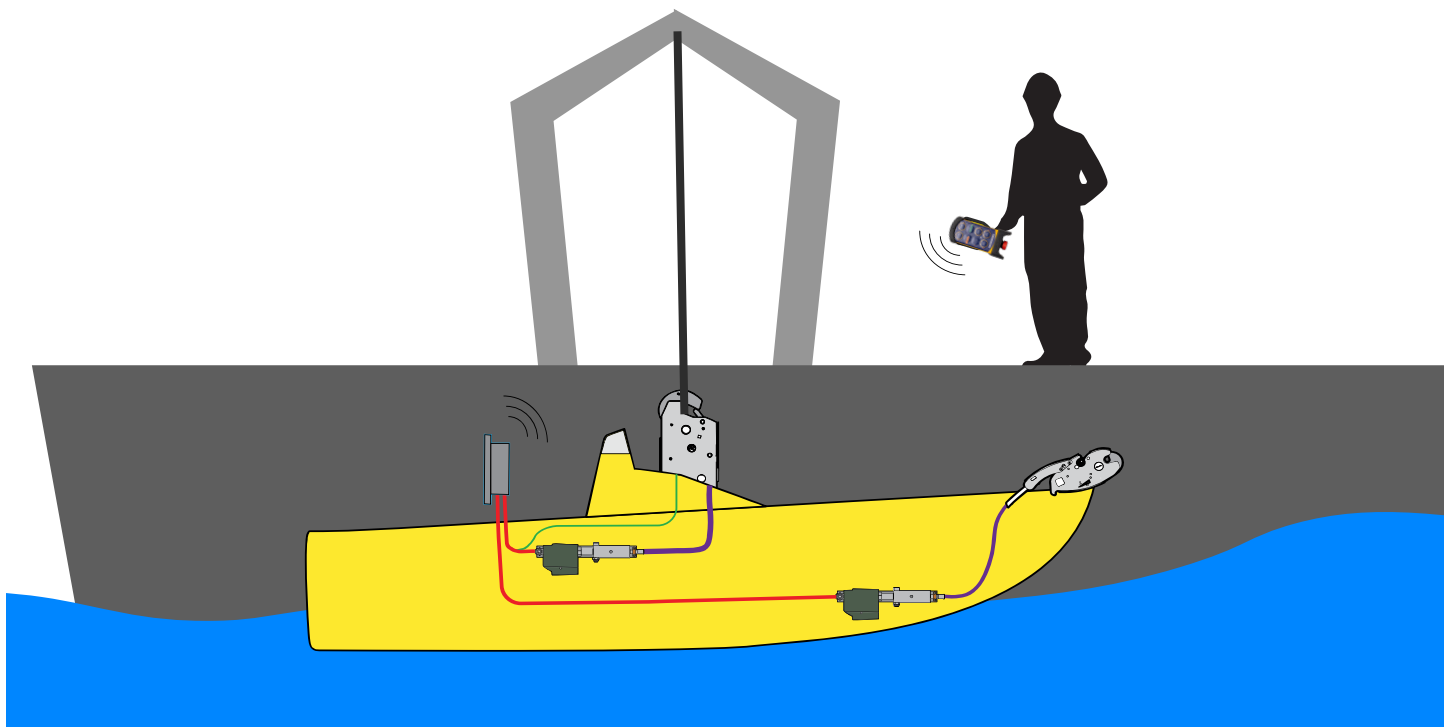
## HENRIKSEN RADIO CONTROLLED SYSTEM (HRS)

**HOOKS**  
 SAFETY QUICK RELEASE HOOKS
**HENRIKSEN RADIO CONTROLLED SYSTEM (HRS)**

The Henriksen Radio Controlled System is designed for launching manned or unmanned vessels. The system gives the crane operator, or other personnel on the mother vessel, the possibility to remotely and wirelessly release the onboard hook system on the boat that is being launched. Via a handheld radio transmitter, the operator can release the boat from a safe location.

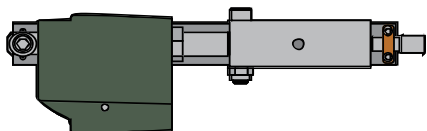
The system can be operated remotely via radio control or locally onboard the boat that is launched. The system can release the onboard lifting hook(s) and the painter hook. The system is installed with an electrical actuator(s) and a user-friendly control panel in the boat. We use the same proven Henriksen Lifting and Painter Hooks that we use for all our launch and recovery systems.

The **Henriksen Radio Controlled System** in combination with the Integrated Henriksen System (IHS) is a safety system that increases the safety of lifting operations where a painter hook is used in combination with a lifting hook, and especially when the mothership is moving. One of the most dangerous things that can happen when lifting in speed is releasing the painter hook before the lifting hook which will cause the boat to be towed by its lifting hook. Using a IHS System ensures that the lifting hook has opened before the painter hook can release the painter line.

**Radio Controlled System**

## HENRIKSEN ELECTRICAL ADAPTER (ELA)

**HOOKS**  
SAFETY QUICK RELEASE HOOKS



### HENRIKSEN ELECTRICAL ADAPTER (ELA)

The Henriksen electrical adapter unit is an electrical remote release alternative for the manual remote release unit to operate lifting hooks and painter hooks.

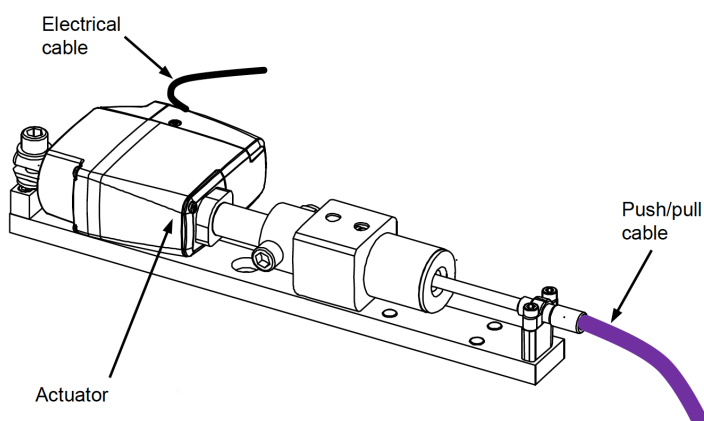
### ELECTRICAL REMOTE RELEASE

Improve the safety and practicality of your lifting operation by integrating the Henriksen Electric Adapter. Reducing the risk of operator error, and allowing for more flexibility during system mounting and design.


The ELA may be used with all Henriksen Remote release hooks (HMKR\*). Either as an alternative to the conventional remote handle, or a combination of both the electrical and mechanical handle.

### Key features

- Compact
- Easy to integrate
- 12 Volt DC and 24 Volt DC compatible
- Control by HRS or ELP
- IP 67
- Compatible with HMKR\* lifting hooks

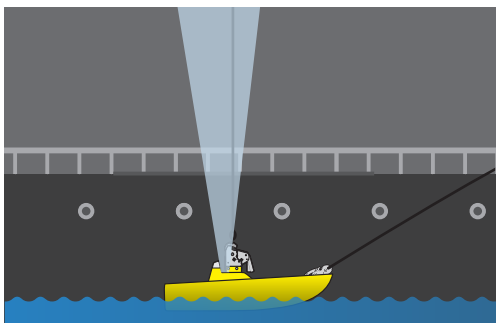


| APPLICATION   | 12 VDC   | 24 VDC   |
|---------------|----------|----------|
| Painter Hooks | HH000131 | HH000128 |
| Lifting Hooks | HH000322 | HH000321 |



## AWARELIGHT

**HOOKS**  
SAFETY QUICK RELEASE HOOKS



### AWARELIGHT

One key element during lifting operations is awareness. The view of the crane/davit operator is often limited and distant, increasing the operational risks. This risk can be minimized by providing the crane/davit operator with more information, and thereby increasing operational awareness. With the Henriksen AwareLight and a compatible hook you provide the crane/davit operator, as well as any other supervising personnel, with quick and easy feedback. The hook state is constantly broadcasted via a strong led-lamp, and a quick look is all you need to identify the current state of the hook.

### HENRIKSEN AWARELIGHT

Originally developed as part of the liftview system, the awarelight is now also offered as a standalone feature.

The AwareLight lantern has a narrow field of view which gives good feedback to the crane/davit operator, while not disturbing the boat crew. The AwareLight is useful in both the launch and recovery phase.

In the **launch** phase, continuous light signalizes OK, the hook is closed. The crane/davit operator is told that everything is OK with the hook, and can begin to lift the boat.

When the boat closes in on the water line, the hook operator will activate the hook. The awarelight changes from a continuous light, to a 1 Hz flashing light, telling the crane/davit operator that the boat is ready to be lowered into the water.

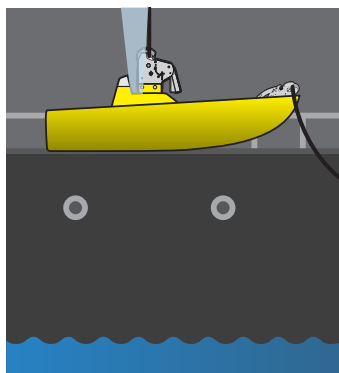
As soon as the boat hits the water and the hook opens, the awarelight changes from 1 Hz flashing to 10 Hz (more rapid) flashing, and the crane/davit operator knows that the hook has opened.

In the **recovery** phase, the AwareLight will emit a constant light to signalize to the crane/davit operator that the boat is ready to attach the hook. When the hook is closed, the AwareLight will change the constant light to a 10 Hz flashing light. When the light changes, the crane/davit operator can start lifting the boat.

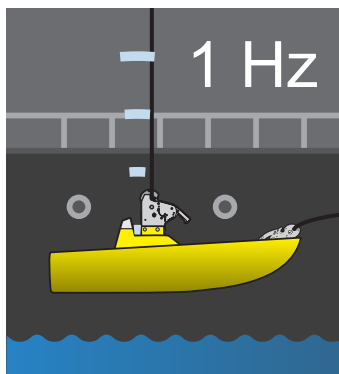
The AwareLight is placed somewhere near the hook on deck. Optionally you can add a second awarelight in the cockpit, giving the coxswain the same feedback.



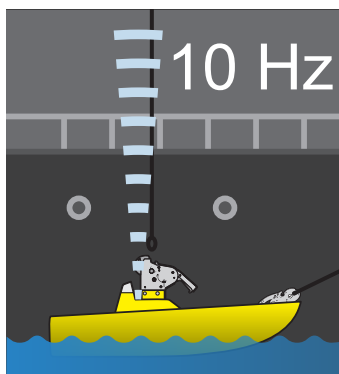
### LAUNCH



1. Hook closed

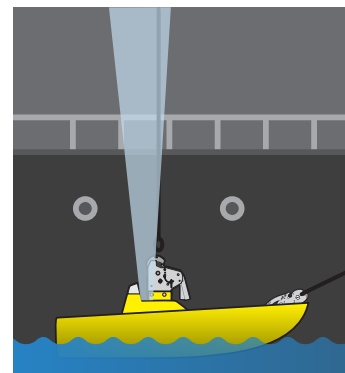


2. Hook activated

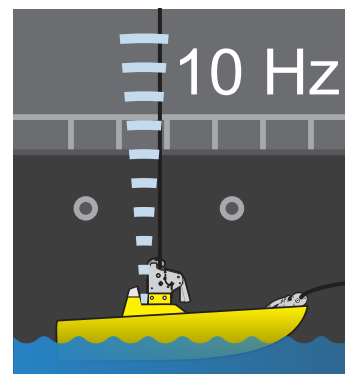


3. Hook open

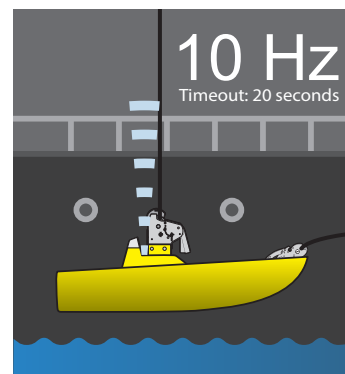
### RECOVERY



1. Ready to attach the hook



2. Hook closed, ready for lift



3. Boat is being recovered

## ADAPTER PLATES

**HOOKS**  
SAFETY QUICK RELEASE HOOKS




### ADAPTER PLATES

We can offer a wide selection of adapters for our hooks. These building elements can provide a solid support for boat builders for both horizontal and vertical mounting.

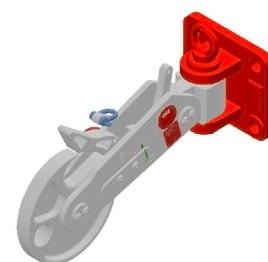
### Adapters for lifting hooks

| PART NO. | SWL       | LENGTH | WIDTH | HEIGHT |
|----------|-----------|--------|-------|--------|
| HH000047 | 1 500 kg  | 320    | 265   | 108    |
| HH000084 | 3 500 kg  | 165    | 180   | 88     |
| HH000111 | 3 500 kg  | 320    | 265   | 110    |
| HH000110 | 8 000 kg  | 320    | 265   | 137    |
| HH003275 | 8 000 kg  | 320    | 265   | 182    |
| HH000237 | 12 000 kg | 320    | 265   | 150    |
| HH003559 | 12 000 kg | 320    | 265   | 150    |




### Adapters for towing hooks

| PART NO. | SWL       | LENGTH | WIDTH | HEIGHT |
|----------|-----------|--------|-------|--------|
| HH000171 | 2 500 kg  | 135    | 120   | 63,5   |
| HH000173 | 5 000 kg  | 200    | 200   | 105    |
| HH000174 | 10 000 kg | 300    | 250   | 130    |



| PART NO. | SWL       | LENGTH | WIDTH | HEIGHT |
|----------|-----------|--------|-------|--------|
| HH000176 | 2 500 kg  | ø130   |       | 141,5  |
| HH000175 | 5 000 kg  | ø250   |       | 202,5  |
| HH000172 | 10 000 kg | ø300   |       | 267,5  |



Detailed drawings and 3D models are available on request.



## LIFTING RINGS

**HOOKS**  
SAFETY QUICK RELEASE HOOKS



### HLR 1,5 / 3,5 / 5 / 8 / 12 / 15

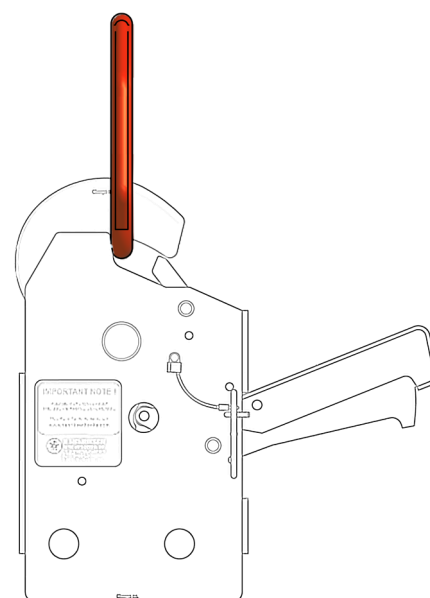
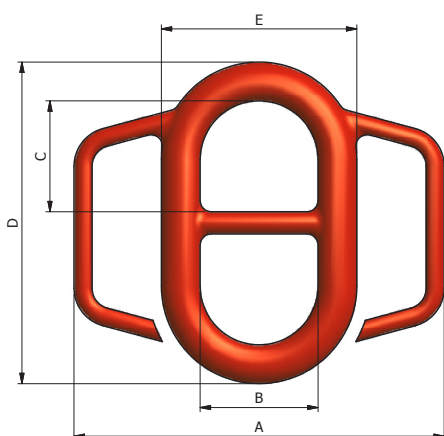
Henriksen lifting rings are recommended accessories for all Henriksen lifting hooks.



### LIFTING RING

The Henriksen Lifting Rings are made with safety in mind. The dimensions are designed to geometrically fit together with the Henriksen Hooks.

The gaps on the handles ensure a safer lifting operation. These gaps are designed to open in case of obstacles getting attached to the handle unintentionally. The gaps shall point towards the hook.



| PART NO. | RING                   | SWL                      | A   | B   | C       | D   | E   | F  | WEIGHT  |
|----------|------------------------|--------------------------|-----|-----|---------|-----|-----|----|---------|
| HH170657 | HLR 1,5 <sup>(1)</sup> | 2 000 kg                 | 206 | 60  | 70      | 176 | 86  | 13 | 0,7 kg  |
| HH170539 | HLR 3,5 <sup>(1)</sup> | 4 500 kg                 | 226 | 60  | 81      | 215 | 100 | 20 | 1,7 kg  |
| HH170658 | HLR 5                  | 6 000 kg                 | 280 | 110 | 97      | 254 | 154 | 22 | 2,6 kg  |
| HH170659 | HLR 8                  | 10 000 kg                | 267 | 85  | 80      | 232 | 141 | 28 | 3,2 kg  |
| HH171814 | HLRS 8 <sup>(2)</sup>  | 8 000 kg                 | 143 | 70  | 40      | 276 | 143 | 22 | 2,3 kg  |
| HH174113 | HLR 10 <sup>(2)</sup>  | 10 000 kg                | 145 | 70  | 65 / 45 | 270 | 120 | 25 | 2,7 kg  |
| HH171973 | HLR 12                 | 12 000 kg                | 292 | 110 | 97      | 266 | 166 | 28 | 3,7 kg  |
| HH378016 | HLRE 12 <sup>(3)</sup> | 12 000 kg                | 292 | 110 | 122     | 266 | 166 | 28 | 3,7 kg  |
| HH170660 | HLR 15                 | 15 000 kg                | 336 | 140 | 125     | 334 | 204 | 32 | 6,5 kg  |
| HH177570 | NORHLR 15              | 15 000 kg <sup>(4)</sup> | 392 | 170 | 152     | 410 | 260 | 45 | 13,9 kg |

<sup>(1)</sup> Applicable for crane hooks too.


<sup>(2)</sup> Recommended lifting ring for crane hooks.

<sup>(3)</sup> The HLRE ring is the recommended lifting ring for the HHSM, HHSR and HHSRT hook types.

<sup>(4)</sup> For NORSOK hooks with SWL 15 000 kg.

## PAINTER RINGS

**HOOKS**  
SAFETY QUICK RELEASE HOOKS



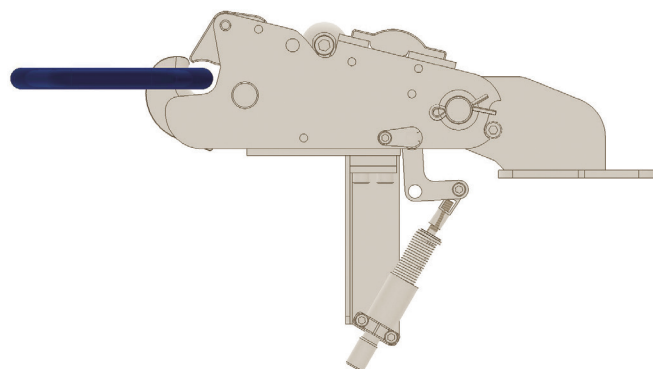
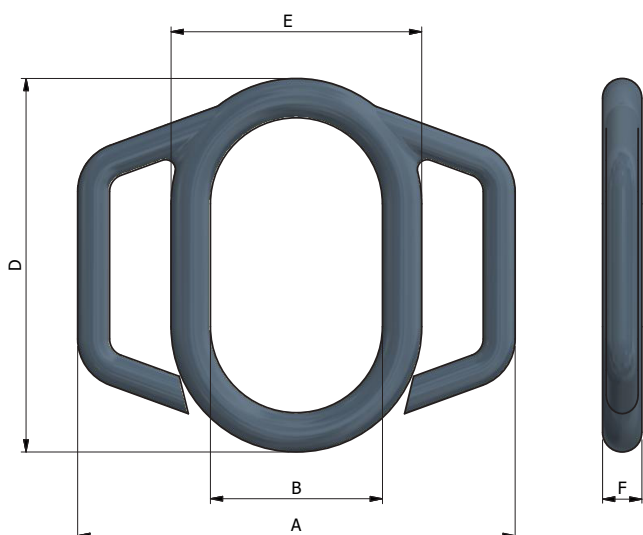
### HPR 2,5 / 5 HPRA 5

Henriksen painter rings are recommended accessories for all Henriksen painter hooks.

#### PAINTER RING

The Henriksen Painter Rings are made with safety in mind. The dimensions are designed to geometrically fit together with the Henriksen Hooks.


The gaps on the handles of the ring ensure a safer operation. These gaps are designed to open in case of obstacles getting attached to the handle unintentionally. The gaps shall point towards the hook.



| PART NO. | RING    | SWL      | A   | B  | D   | E   | F  | WEIGHT |
|----------|---------|----------|-----|----|-----|-----|----|--------|
| HH177843 | HPR 2,5 | 4 100 kg | 178 | 70 | 152 | 102 | 16 | 0,9 kg |
| HH170001 | HPR 5   | 5 500 kg | 238 | 82 | 190 | 122 | 20 | 1,6 kg |
| HH000238 | HPRA 5  | 5 000 kg | -   | -  | -   | -   | -  | -      |

## SWIVEL JOINTS

**HOOKS**  
SAFETY QUICK RELEASE HOOKS



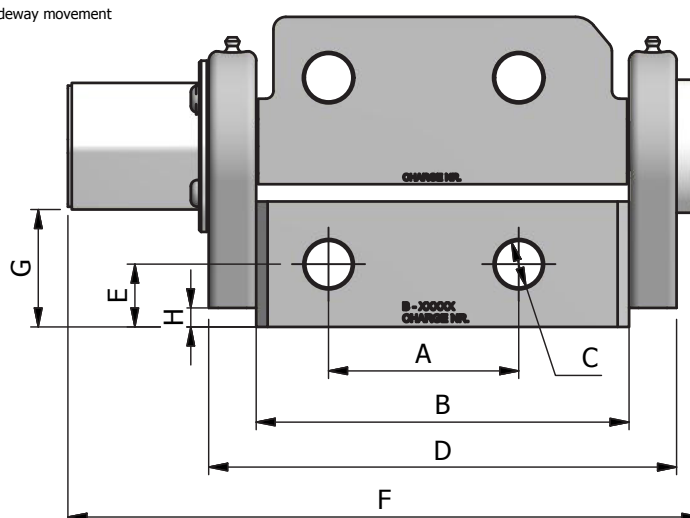
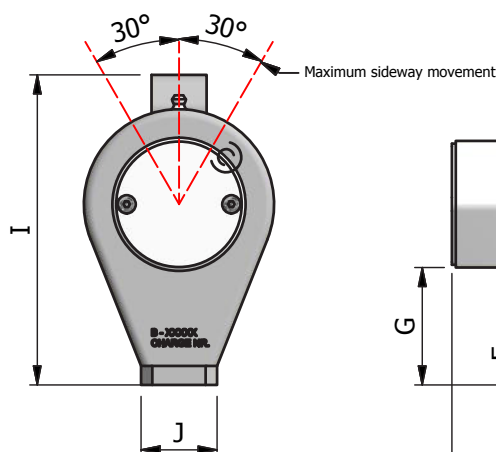
### HSL 3,5 / 5 / 8 / 12 / 15

The Swivel Joint is mounted in between the boat and the hook and is highly recommended on boats that are frequently used, or that may experience a sideways force during operation.

**SWIVEL HSL  
JOINT**

### SWIVEL JOINT

The Henriksen Swivel Joints are mounted between the Henriksen Hook and the lifting frame on the boat. The Swivel joint is designed to allow the Hook to pivot 30° (to each side) and thereby reducing the bending moment on the hook and on the lifting frame. This results in a smoother and safer experience for the operators and reduced operational risk.

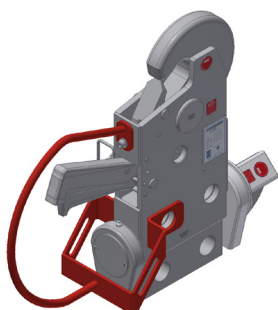


| PART NO. | SWIVEL    | SWL       | A   | B   | C     | D   | E  | F   | G  | H  | I   | J  | WEIGHT  |
|----------|-----------|-----------|-----|-----|-------|-----|----|-----|----|----|-----|----|---------|
| HH000106 | HSL 3,5   | 3 500 kg  | 100 | 196 | Ø24,5 | 246 | 33 | 337 | 61 | 10 | 163 | 40 | 15,2 kg |
| HH000075 | HSL 5/8   | 8 000 kg  | 120 | 246 | Ø31   | 296 | 45 | 397 | 72 | 15 | 205 | 45 | 23,0 kg |
| HH000074 | HSL 12-35 | 12 000 kg | 100 | 200 | Ø31   | 260 | 36 | 360 | 11 | 11 | 314 | 35 | 37,0 kg |
| HH000052 | HSL 15    | 15 000 kg | 120 | 248 | Ø41   | 308 | 45 | 410 | 30 | 15 | 215 | 50 | 30,5 kg |



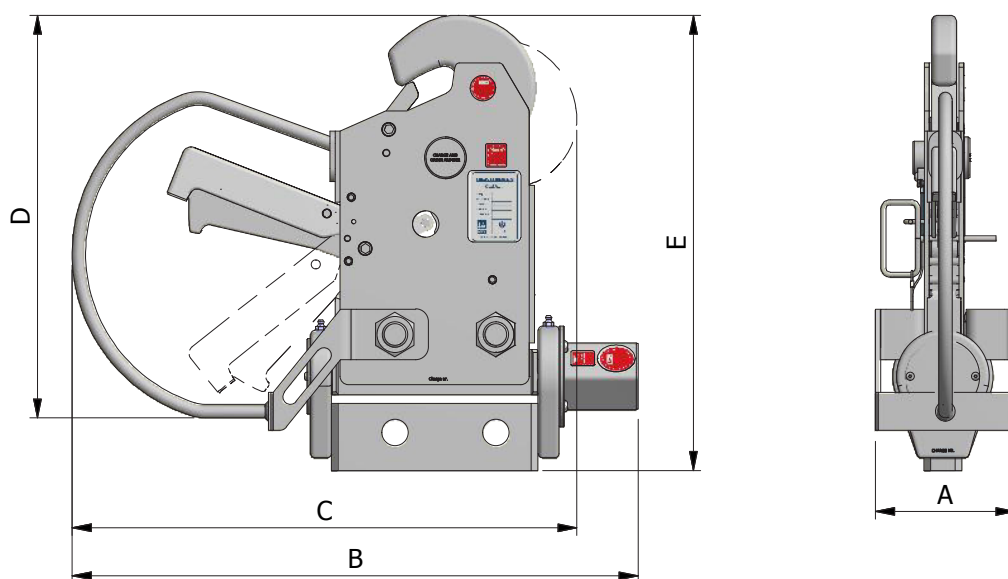
## PROTECTION HANDLE

**HOOKS**  
SAFETY QUICK RELEASE HOOKS



### PROTECTION HANDLE

The protection handle will protect the release handle from getting damaged. The protection handle fits over the HSL swivel joint and allows it to move freely.



| PART NO. | FITS        | A   | B   | C   | D   | E   | WEIGHT |
|----------|-------------|-----|-----|-----|-----|-----|--------|
| HH000025 | HMKST 3,5   | 136 | 557 | 498 | 371 | 435 | 1,8 kg |
| HH000073 | HMKST 5 & 8 | 166 | 674 | 601 | 479 | 541 | 2,8 kg |
| HH003062 | HMKST 15    | 189 | 677 | 627 | 479 | 569 | 2,8 kg |



## BOLT SET


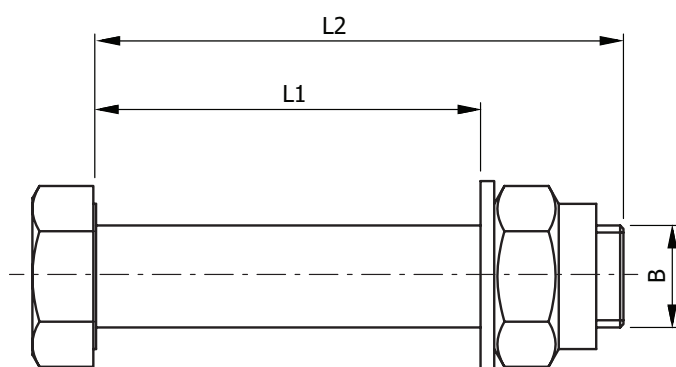
**HOOKS**  
SAFETY QUICK RELEASE HOOKS



### BOLT SET

Apply bolts to connect:

- the hook to the swivel joint
- the hook or the swivel joint to the Henriksen adapter
- the hook or the swivel joint to the lifting arrangement of the boat <sup>(1)</sup>



| PART NO. | SWL <sup>(2)</sup> | L1 <sup>(3)</sup> | L2  | B                        | Max. torque (Nm) | Weight (kg) | Between          |                 |                    |
|----------|--------------------|-------------------|-----|--------------------------|------------------|-------------|------------------|-----------------|--------------------|
|          |                    |                   |     |                          |                  |             | hook and adapter | hook and swivel | swivel and adapter |
| HH000514 | 1 500 kg           | 30                | 50  | M12                      | 40               | 0,16        | X <sup>(4)</sup> |                 |                    |
| HH000276 | 1 500 kg           | 46                | 85  | M12                      | 40               | 0,22        | X <sup>(5)</sup> |                 |                    |
| HH000217 | 3 500 kg           | 42                | 75  | M24                      | 70               | 1,02        |                  | X               |                    |
| HH000218 | 3 500 kg           | 52                | 85  | M24                      | 70               | 1,09        | X                |                 | X                  |
| HH000219 | 5 000 kg           | 53                | 90  | M30                      | 70               | 2,07        |                  | X               |                    |
| HH000212 | 8 000 kg           | 73                | 110 | M30                      | 70               | 2,22        | X                |                 | X                  |
| HH000517 | 12 000 kg          | 118               | 150 | M30                      | 70               | 2,80        | X                | X               | X                  |
| HH000681 | 15 000 kg          | 75                | 163 | Ø40 / M36 <sup>(6)</sup> | 70               | 4,24        | X                | X               |                    |

<sup>(1)</sup> The length of the bolt is specified by the boat builder, the bolt should be unthreaded in the lifting cross-section.

<sup>(2)</sup> The SWL of the hook, swivel joint or adapter.

<sup>(3)</sup> Unthreaded length.

<sup>(4)</sup> For adapter plate inside of the hook.

<sup>(5)</sup> For adapter plates outside of the hook.

<sup>(6)</sup> Stud bolt: shaft Ø40 with M36 threaded ends, EN 1.4462 quality.

## SHIMS

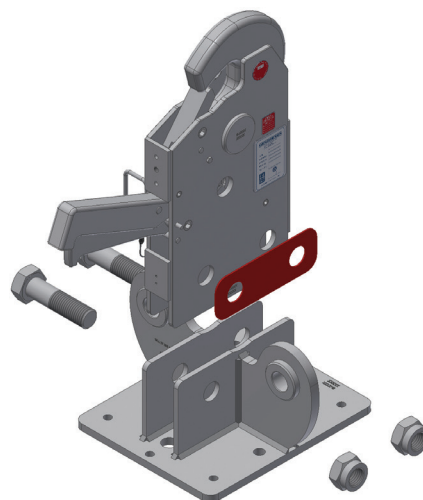
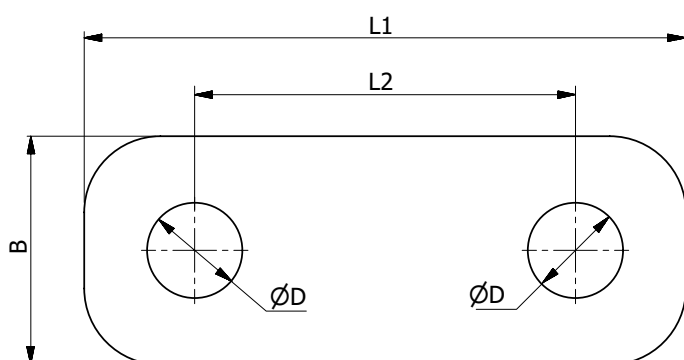
**HOOKS**  
SAFETY QUICK RELEASE HOOKS



### SHIMS

Apply shims to reduce the gap between:

- the mounting plates and the hook or swivel joint
- the hook and the swivel joint
- the hook or the swivel joint and the Henriksen adapter



| PART NO. <sup>(1)</sup> | SWL <sup>(2)</sup>   | L1  | L2  | B  | ØD  |
|-------------------------|----------------------|-----|-----|----|-----|
| HH000215                | 3 500 kg             | 158 | 100 | 60 | Ø25 |
| HH000220 <sup>(3)</sup> | 3 500 kg             | 126 | 80  | 40 | Ø25 |
| HH000214                | 5 000 kg<br>8 000 kg | 196 | 120 | 70 | Ø32 |
| HH000213                | 12 000 kg            | 170 | 100 | 60 | Ø32 |
| HH000216                | 15 000 kg            | 190 | 100 | 70 | Ø42 |

<sup>(1)</sup> 4 pcs. shims with thickness: 0,5 mm, 1 mm, 2 mm and 3 mm.

<sup>(2)</sup> The SWL of the hook, swivel joint or adapter.

<sup>(3)</sup> for Duplex-series.

## REMOTE CABLES

**HOOKS**  
SAFETY QUICK RELEASE HOOKS



### REMOTE CABLES

Stainless steel push / pull cables between the lifting hooks, the remote release unit, painter hook and the IHS control unit.

### STANDARD CABLES

Push / pull cables recommended for standard conditions (operational temperature above 0°C).



### ARCTIC CABLES

Push / pull cables recommended for arctic conditions and with reduced minimum bending radius requirement.





# REMOTE CABLES OVERVIEW

| Between                              |                  | Standard Cable <sup>(1)</sup> | MBR <sup>(2)</sup> | Arctic Cable <sup>(3)</sup> | MBR <sup>(2)</sup> |
|--------------------------------------|------------------|-------------------------------|--------------------|-----------------------------|--------------------|
| HH000115 HMKR 3,5 T Lifting hook     | Remote handle    | HH43XXXX                      | 176                | HH2530XX                    | 127                |
| HH000107 HMKR 5 T Lifting hook       | Remote handle    | HH44XXXX                      | 176                | HH2531XX                    | 127                |
| HH000087 HMKR 8 T Lifting hook       | Remote handle    | HH44XXXX                      | 176                | HH2531XX                    | 127                |
| HH000077 HMKR 12 T Lifting hook      | Remote handle    | HH46XXXX                      | 176                | HH2511XX                    | 127                |
| HH000091 HMKR 15 T Lifting hook      | Remote handle    | HH43XXXX                      | 176                | HH2530XX                    | 127                |
| HH000709 HMKRWH 3,5 T Lifting hook   | Remote handle    | HH40XXXX                      | 176                | HH2540XX                    | 127                |
| HH000108 HMKRW 5 T Lifting hook      | Remote handle    | HH44XXXX                      | 176                | HH2531XX                    | 127                |
| HH000085 HMKRW 8 T Lifting hook      | Remote handle    | HH44XXXX                      | 176                | HH2531XX                    | 127                |
| HH000105 HMKRW 15 T Lifting hook     | Remote handle    | HH46XXXX                      | 176                | HH2511XX                    | 127                |
| HH000686 HMKRWH 5 T Lifting hook     | Remote handle    | HH43XXXX                      | 176                | HH2530XX                    | 127                |
| HH002200 HMKRWH 8 T Lifting hook     | Remote handle    | HH43XXXX                      | 176                | HH2530XX                    | 127                |
| HH001269 HMKTW 3,5 T Lifting hook    | Lifting hook     | HH40XXXX                      | 176                | HH2540XX                    | 127                |
| HH001269 HMKTW 3,5 T Lifting hook    | Remot handle     | HH43XXXX                      | 176                | HH2530XX                    | 127                |
| HH000044 HMKTW 5 T Lifting hook      | Control unit     | HH40XXXX                      | 176                | HH2540XX                    | 127                |
| HH003266 HMKTW 8 T Lifting hook      | Control unit     | HH47XXXX                      | 176                | HH2550XX                    | 127                |
| HH007640 HMKTW 12 T Lifting hook     | Control unit     | HH40XXXX                      | 176                | HH2540XX                    | 127                |
| HH000222 HMKTW 15 T Lifting hook     | Control unit     | HH40XXXX                      | 176                | HH2540XX                    | 127                |
| HH000088 HMKRH 3,5 T Lifting hook    | Remote handle    | HH44XXXX                      | 176                | HH2531XX                    | 127                |
| HH005139 HMKRHB 5 T Lifting hook     | Remote handle    | HH43XXXX                      | 176                | HH2530XX                    | 127                |
| HH007652 HMKRHB 8 T Lifting hook     | Remote handle    | HH43XXXX                      | 176                | HH2530XX                    | 127                |
| HH007576 HMKRHB 15 T Lifting hook    | Remote handle    | HH45XXXX                      | 176                | HH2510XX                    | 127                |
| HH000037 HMKTWE 8 T Lifting hook     | Control unit     | HH40XXXX                      | 176                | HH2540XX                    | 127                |
| HH001962 HMKRHI 12 T Lifting hook    | Remote handle    | HH45XXXX                      | 176                | HH2510XX                    | 127                |
| HH002637 HMKRHF 15 T Lifting hook    | Remote handle    | HH46XXXX                      | 176                | HH2510XX                    | 127                |
| HH007543 NORHMKR 15 T Lifting hook   | Remote handle    | HH46XXXX                      | 176                | HH2511XX                    | 127                |
| HH007676 NORHMKR 10 T Lifting hook   | Remote handle    | HH46XXXX                      | 176                | HH2511XX                    | 127                |
| Lifting hook                         | IHS Control unit | HH41XXXX                      | 127                | HH2501XX                    | 76                 |
| HH001543 HPHH 2,5 Painter hook 2,5 T | IHS Control unit | HH41XXXX                      | 127                | HH2501XX                    | 76                 |
| HH000103 HPHR 2,5 Painter hook 2,5 T | IHS Control unit | HH41XXXX                      | 127                | HH2501XX                    | 76                 |
| HH001542 HPHV 2,5 Painter hook 2,5 T | IHS Control unit | HH41XXXX                      | 127                | HH2501XX                    | 76                 |
| HH000164 HPHA 2,5 Capture claw 2,5 T | IHS Control unit | HH41XXXX                      | 127                | HH2501XX                    | 76                 |
| HH003095 HPHA 5 Capture claw 5 T     | IHS Control unit | HH41XXXX                      | 127                | HH2501XX                    | 76                 |
| HH000057 Painter remote handle 2,5 T | IHS Control unit | HH41XXXX                      | 127                | HH2501XX                    | 76                 |
| HH001959 HPHRH 5 Painter hook 5 T    | IHS Control unit | HH42XXXX                      | 127                | HH2502XX                    | 76                 |
| HH005087 Painter remote handle 5 T   | IHS Control unit | HH42XXXX                      | 127                | HH2502XX                    | 76                 |

<sup>(1)</sup> The last four digits (XXXX) describes the cable length, available in 0,50 m increments:  
 “0150” stands for 1,50 m, “0700” stands for 7,00 m, etc.

<sup>(2)</sup> Minimum Bending Radius in mm.

<sup>(3)</sup> The last two digits (XX) describes the cable length, available in 0,5 m increments:  
 “15” stands for 1,5 m, “30” stands for 3,0 m, etc.





# Did you know...

We also make some of the lightest and most versatile  
Launch & Recovery ramps for AUV's and USV's

For more information please visit  
**[www.hhenriksen.com](http://www.hhenriksen.com)**

**HENRIKSEN**

H. Henriksen AS  
Træleborgveien 15  
3112 Tønsberg  
Phone: 333 78 400  
Mail: [hooks@hhenriksen.com](mailto:hooks@hhenriksen.com)